

Name _____

MATH 221 Exam 1, Version B Spring 2024

501 P. Yasskin

Multiple Choice: (6 points each. No part credit.)

1-8	/48	11	/12
9	/20	12	/12
10	/12	Total	/104

1. A point has spherical coordinates $(\rho, \phi, \theta) = \left(6, \frac{\pi}{6}, \frac{\pi}{4}\right)$. Find its cylindrical coordinates.

a. $(r, \theta, z) = \left(3, \frac{\pi}{6}, 3\sqrt{3}\right)$

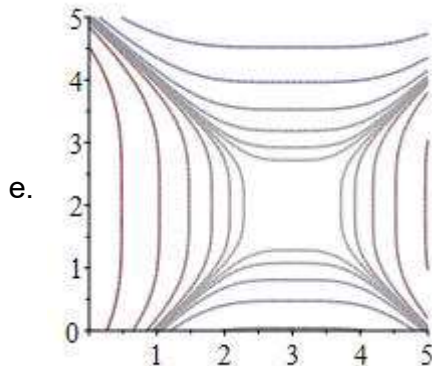
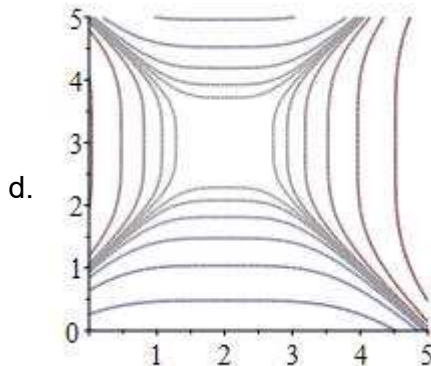
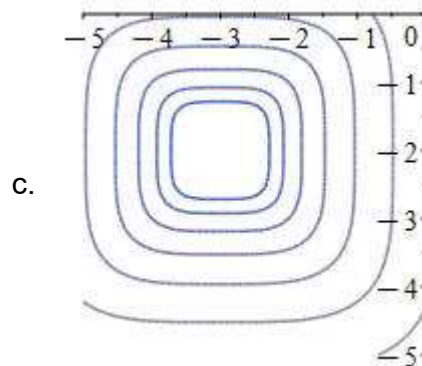
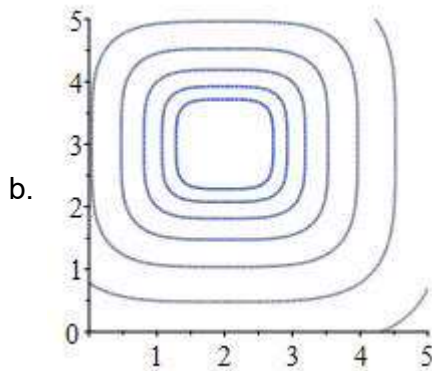
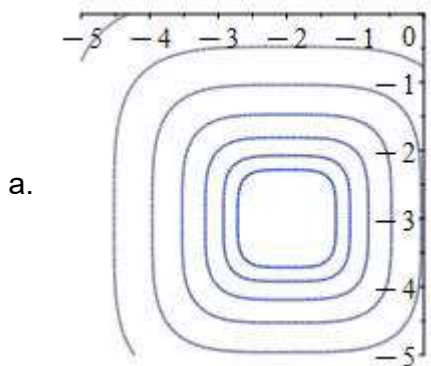
b. $(r, \theta, z) = \left(3, \frac{\pi}{6}, 6\sqrt{3}\right)$

c. $(r, \theta, z) = \left(3, \frac{\pi}{4}, 3\sqrt{3}\right)$

d. $(r, \theta, z) = \left(6\sqrt{3}, \frac{\pi}{6}, 3\right)$

e. $(r, \theta, z) = \left(3\sqrt{3}, \frac{\pi}{4}, 3\right)$

2. Which of the following is the contour plot of the function $f(x, y) = (x - 2)^4 + (y - 3)^4$?



3. A hiker starts at the point $P = (4, 2)$, travels along the vector $\vec{a} = \langle 2, -2 \rangle$, then along the vector $\vec{b} = \langle 1, 3 \rangle$ and finally along the vector $\vec{c} = \langle -1, 2 \rangle$. Along what vector should the hiker travel to get back to the starting point P ?
- a. $\langle 2, 3 \rangle$
 - b. $\langle -6, -5 \rangle$
 - c. $\langle 6, 5 \rangle$
 - d. $\langle -2, -3 \rangle$
 - e. $\langle 2, -1 \rangle$

4. For what value of p is $\vec{u} = \langle p, 5, 3 \rangle$ perpendicular to $\vec{v} = \langle 2, 1, p \rangle$?
- a. $p = 2$
 - b. $p = 1$
 - c. $p = 0$
 - d. $p = -1$
 - e. $p = -2$

5. Find the volume of the parallelepiped with edge vectors $\vec{a} = \langle 4, 2, 0 \rangle$, $\vec{b} = \langle 1, 0, -3 \rangle$ and $\vec{c} = \langle 0, -1, 2 \rangle$.
- a. 16
 - b. 12
 - c. 8
 - d. -12
 - e. -16

6. If \hat{T} points Up and \hat{B} points NorthEast, in what direction does \hat{N} point?
- Down
 - NorthWest
 - SouthEast
 - SouthWest
 -
7. Which of the following is a plane perpendicular to the line $(x,y,z) = (1 + 3t, 3 + 2t, 4 - t)$?
- $3x + 2y - z = 7$
 - $-3x + 2y + z = 2$
 - $x + 3y + 4z = 5$
 - $3x - 2y - z = 3$
 - $x - 3y + 4z = 5$
8. Classify the quadratic surface: $-x^2 + 2x + y^2 + 4y - 2z^2 + 12z = 14$
- Hyperboloid of 1 sheet
 - Hyperboloid of 2 sheets
 - Hyperbolic Paraboloid opening up in the x -direction and down in the y -direction
 - Hyperbolic Paraboloid opening up in the y -direction and down in the x -direction
 - Cone

Work Out: (Points indicated. Part credit possible. Show all work.)

9. (20 pts) Consider the twisted cubic $\vec{r} = (6t, 3t^2, t^3)$. Compute each of the following.

Note: $4 + 4t^2 + t^4 = (2 + t^2)^2$

- a. (6 pts) Arc length between $(0, 0, 0)$ and $(6, 3, 1)$.

b. (6 pts) Curvature $\kappa = \frac{|\vec{v} \times \vec{a}|}{|\vec{v}|^3}$.

HINT: Factor out an 18^2 .

- c. (4 pts) Tangential acceleration, a_T .

HINT: You do NOT need to compute \hat{T} , \hat{N} or \hat{B} .

- d. (4 pts) Normal acceleration, a_N .

HINT: You do NOT need to compute \hat{T} , \hat{N} or \hat{B} .

10. (12 pts) Write the vector, $\vec{a} = \langle 5, 1, -3 \rangle$, as a sum of two vectors \vec{p} and \vec{q} , where \vec{p} is parallel to $\vec{b} = \langle 6, 4, 2 \rangle$ and \vec{q} is perpendicular to \vec{b} .

11. (12 pts) Consider the helix $\vec{r}(\theta) = \langle 3 \cos \theta, 3 \sin \theta, 4\theta \rangle$ for $0 \leq \theta \leq 2\pi$.

a. Find its mass, if its linear density is $\delta(x, y, z) = z$.

b. Find the work done to push a bead along the helix if the force is $\vec{F} = \langle -2y, 2x, 0 \rangle$.

12. (12 pts) Consider the planes:

$$P_1 : \quad x + 3y + 3z = 5$$

$$P_2 : \quad x + y - z = 3$$

Determine if they are parallel or intersecting. If they intersect, find the line of intersection.
You MUST explain why they are or are not parallel.