

Name _____ Sec _____

MATH 251/253 Exam 2 Spring 2008

Sections 508/200,501,502 Solutions P. Yasskin

1-12	/60	14	/15
13	/15	15	/15
Total		/105	

Multiple Choice: (5 points each. No part credit.)

1. Find the directional derivative of $f = xyz$ at the point $(x, y, z) = (1, 2, 3)$ in the direction of the vector $\vec{v} = (3, 4, 12)$.

- a. $\frac{47}{13}$
- b. 30
- c. $\frac{30}{13}$
- d. 54
- e. $\frac{54}{13}$ Correct Choice

$$\vec{\nabla} f = (yz, xz, xy) \quad \vec{\nabla} f|_{(1,2,3)} = (6, 3, 2) \quad \hat{v} = \frac{\vec{v}}{|\vec{v}|} = \frac{1}{13}(3, 4, 12)$$

$$D_{\hat{v}} f = \hat{v} \cdot \vec{\nabla} f|_{(1,2,3)} = \frac{1}{13}(3, 4, 12) \cdot (6, 3, 2) = \frac{54}{13}$$

2. The point $(2, 1)$ is a critical point of the function $f = (x^3 - 3x^2)(y^3 - 3y)$.

Use the 2nd Derivative Test to classify $(2, 1)$.

- a. local minimum
- b. local maximum Correct Choice
- c. saddle point
- d. inflection point
- e. The test fails.

$$f_x = (3x^2 - 6x)(y^3 - 3y) \quad f_y = (x^3 - 3x^2)(3y^2 - 3)$$

$$f_{xx} = (6x - 6)(y^3 - 3y) \quad f_{yy} = (x^3 - 3x^2)6y \quad f_{xy} = (3x^2 - 6x)(3y^2 - 3)$$

$$f_{xx}(2, 1) = (6)(-2) = -12 < 0 \quad f_{yy}(2, 1) = (-4)6 = -24 < 0 \quad f_{xy}(2, 1) = 0$$

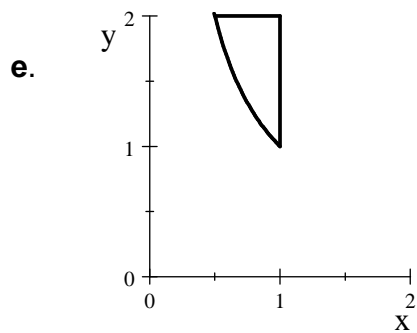
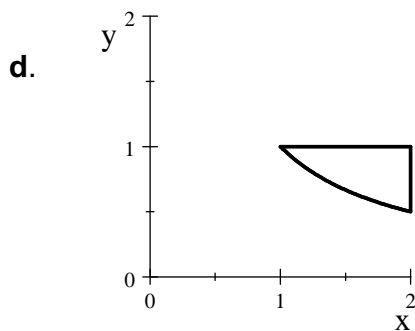
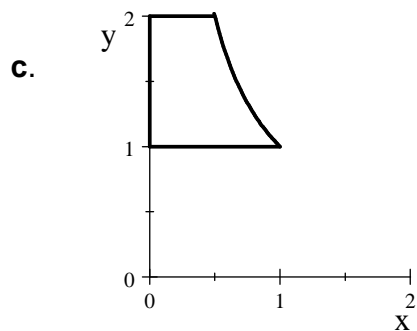
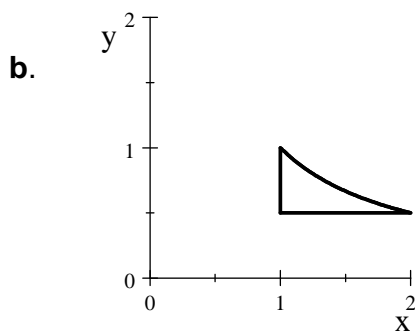
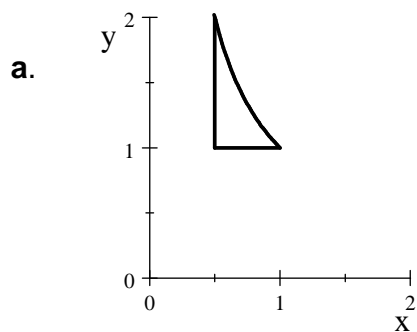
$$D = f_{xx}f_{yy} - (f_{xy})^2 = 288 > 0 \quad \text{local maximum}$$

3. Compute $\int_1^2 \int_{1/y}^1 ye^{xy} dx dy$

- a. $e^2 - 2e$ Correct Choice
- b. $e^2 - e$
- c. $e^2 - 2e - 1$
- d. $e^2 - e - 1$
- e. $e^2 - 2$

$$\int_1^2 \int_{1/y}^1 ye^{xy} dx dy = \int_1^2 [e^{xy}]_{x=1/y}^1 dy = \int_1^2 [e^y - e] dy = [e^y - ey]_{y=1}^2 = e^2 - 2e$$

4. The region of integration of the integral in the previous problem is:



CorrectChoice

5. Find the mass of the quarter circle $x^2 + y^2 \leq 9$ for $x \geq 0$ and $y \geq 0$

if the density is $\rho = \sqrt{x^2 + y^2}$.

- a. $\frac{9}{4}\pi$
- b. $\frac{9}{2}\pi$ Correct Choice
- c. $\frac{27}{4}\pi$
- d. $\frac{81}{4}\pi$
- e. $\frac{243}{2}\pi$

$$M = \iint \rho dA = \int_0^{\pi/2} \int_0^3 r r dr d\theta = \frac{\pi}{2} \frac{r^3}{3} \Big|_0^3 = \frac{9}{2}\pi$$

6. Find the center of mass of the quarter circle $x^2 + y^2 \leq 9$ for $x \geq 0$ and $y \geq 0$

if the density is $\rho = \sqrt{x^2 + y^2}$.

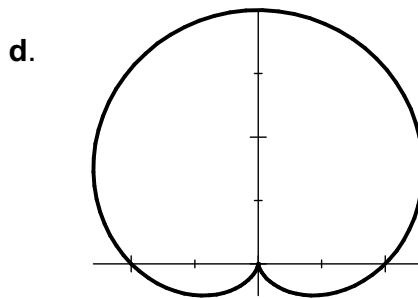
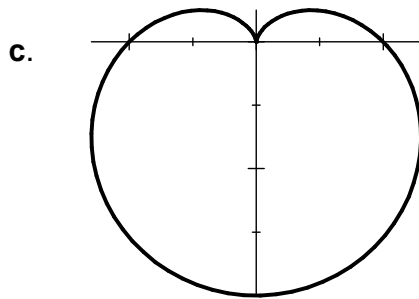
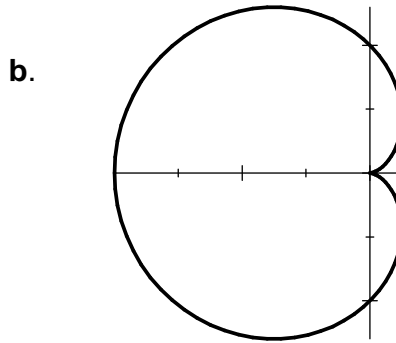
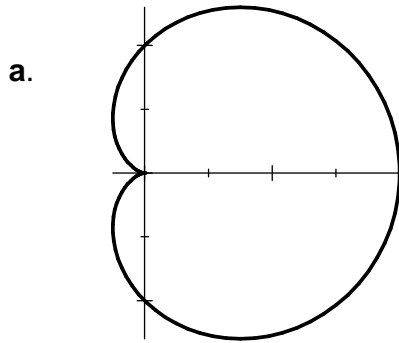
- a. $\left(\frac{4\pi}{9}, \frac{4\pi}{9}\right)$
- b. $\left(\frac{2\pi}{9}, \frac{2\pi}{9}\right)$
- c. $\left(\frac{\pi}{9}, \frac{\pi}{9}\right)$
- d. $\left(\frac{9}{2\pi}, \frac{9}{2\pi}\right)$ Correct Choice
- e. (9,9)

$$M_y = \iint x \rho dA = \int_0^{\pi/2} \int_0^3 r \cos \theta r r dr d\theta = \frac{r^4}{4} \Big|_0^3 [\sin \theta]_0^{\pi/2} = \frac{81}{4} \quad \bar{x} = \frac{M_y}{M} = \frac{81}{4} \frac{2}{9\pi} = \frac{9}{2\pi}$$

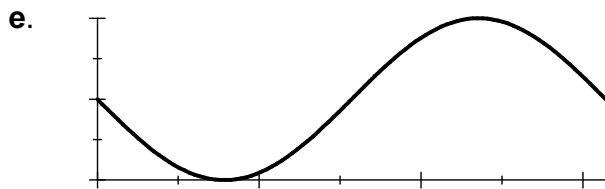
$$M_x = \iint y \rho dA = \int_0^{\pi/2} \int_0^3 r \sin \theta r r dr d\theta = \frac{r^4}{4} \Big|_0^3 [-\cos \theta]_0^{\pi/2} = \frac{81}{4} \quad \bar{y} = \frac{M_x}{M} = \frac{81}{4} \frac{2}{9\pi} = \frac{9}{2\pi}$$

You can skip one of these since $\bar{x} = \bar{y}$ by symmetry.

7. Which of the following is the polar graph of the polar curve $r = 1 - \sin \theta$?



↑ CorrectChoice ↑



(e) is the rectangular graph.

(c) is the polar graph.

8. The function $f(x, y) = x \sin 2y - y \cos 2x$ satisfies which differential equation?

a. $\vec{\nabla} \cdot \vec{\nabla} f = -4f$ Correct Choice

b. $\vec{\nabla} \cdot \vec{\nabla} f = -2f$

c. $\vec{\nabla} \cdot \vec{\nabla} f = 0$

d. $\vec{\nabla} \cdot \vec{\nabla} f = 2f$

e. $\vec{\nabla} \cdot \vec{\nabla} f = 4f$

$$\vec{\nabla} f = (\sin 2y + 2y \sin 2x, 2x \cos 2y - \cos 2x)$$

$$\vec{\nabla} \cdot \vec{\nabla} f = 4y \cos 2x - 4x \sin 2y = -4(x \sin 2y - y \cos 2x) = -4f$$

9. Find the volume above the cone $z = 2\sqrt{x^2 + y^2}$ below the paraboloid $z = 8 - x^2 - y^2$.

- a. $\frac{40}{3}\pi$ Correct Choice
- b. 16π
- c. $\frac{56}{3}\pi$
- d. $\frac{80}{3}\pi$
- e. 32π

In cylindrical coordinates, the equations are $z = 2r$ and $z = 8 - r^2$.

They intersect when $2r = 8 - r^2$ or $r^2 + 2r - 8 = 0$ or $(r - 2)(r + 4) = 0$ or $r = 2$.

$$V = \iiint 1 \, dV = \int_0^{2\pi} \int_0^2 \int_{2r}^{8-r^2} r \, dz \, dr \, d\theta = \int_0^{2\pi} \int_0^2 [rz]_{2r}^{8-r^2} \, dr \, d\theta = \int_0^{2\pi} \int_0^2 r(8 - r^2 - 2r) \, dr \, d\theta$$

You could have started from the last integral as polar coordinates.

$$V = 2\pi \left[4r^2 - \frac{r^4}{4} - \frac{2r^3}{3} \right]_0^2 = 2\pi \left(16 - 4 - \frac{16}{3} \right) = \frac{40}{3}\pi$$

10. Find the average value of the function $f(x, y, z) = z^2$

on the hemisphere $x^2 + y^2 + z^2 \leq 4$ for $z \geq 0$.

HINT: $f_{\text{ave}} = \frac{1}{V} \iiint f \, dV$

- a. 0
- b. $\frac{4}{5}$ Correct Choice
- c. $\frac{8}{5}$
- d. $\frac{\pi}{4}$
- e. $\frac{\pi}{2}$

The volume is $V = \frac{1}{2} \cdot \frac{4}{3}\pi 2^3 = \frac{16}{3}\pi$

$$\iiint f \, dV = \int_0^{2\pi} \int_0^{\pi/2} \int_0^2 (\rho \cos \varphi)^2 \rho^2 \sin \varphi \, d\rho \, d\varphi \, d\theta = 2\pi \left[\frac{-\cos^3 \varphi}{3} \right]_0^{\pi/2} \left[\frac{\rho^5}{5} \right]_0^2 = 2\pi \left(\frac{1}{3} \right) \left(\frac{32}{5} \right) = \frac{64}{15}\pi$$

$$f_{\text{ave}} = \frac{3}{16\pi} \cdot \frac{64\pi}{15} = \frac{4}{5}$$

11. Compute $\int \vec{F} \cdot d\vec{S}$ counterclockwise around the circle $x^2 + y^2 = 4$ with $z = 4$ for the vector field $\vec{F} = (-yz, xz, z^2)$.
- 2π
 - 4π
 - 8π
 - 16π
 - 32π Correct Choice

$$\vec{r}(\theta) = (2\cos\theta, 2\sin\theta, 4) \quad \vec{v} = (-2\sin\theta, 2\cos\theta, 0) \quad \vec{F}(\vec{r}(\theta)) = (-8\sin\theta, 8\cos\theta, 16)$$

$$\int \vec{F} \cdot d\vec{S} = \int \vec{F} \cdot \vec{v} d\theta = \int_0^{2\pi} (16\sin^2\theta + 16\cos^2\theta) d\theta = \int_0^{2\pi} 16 d\theta = 32\pi$$

12. Compute $\iint \frac{1}{x} dS$ on the parametric surface $\vec{R}(u, v) = (u^2 + v^2, u^2 - v^2, 2uv)$ for $1 \leq u \leq 3$ and $1 \leq v \leq 4$.

- $6\sqrt{2}$
- $12\sqrt{2}$
- $24\sqrt{2}$ Correct Choice
- $64\sqrt{2}$
- $272\sqrt{2}$

$$\vec{e}_u = \begin{vmatrix} \hat{i} & \hat{j} & \hat{k} \\ 2u & 2u & 2v \\ 2v & -2v & 2u \end{vmatrix} \quad \vec{N} = (4u^2 + 4v^2, 4v^2 - 4u^2, -8uv)$$

$$\vec{e}_v = \begin{vmatrix} \hat{i} & \hat{j} & \hat{k} \\ 2u & 2u & 2v \\ 2v & -2v & 2u \end{vmatrix}$$

$$|\vec{N}| = \sqrt{(4u^2 + 4v^2)^2 + (4v^2 - 4u^2)^2 + (-8uv)^2} = \sqrt{32u^4 + 64u^2v^2 + 32v^4}$$

$$= \sqrt{32(u^4 + 2u^2v^2 + v^4)} = 4\sqrt{2}(u^2 + v^2)$$

$$\frac{1}{x} = \frac{1}{u^2 + v^2}$$

$$\iint \frac{1}{x} dS = \int_1^4 \int_1^3 \frac{1}{u^2 + v^2} 4\sqrt{2}(u^2 + v^2) du dv = 4\sqrt{2} \int_1^4 \int_1^3 1 du dv = 24\sqrt{2}$$

Work Out: (15 points each. Part credit possible. Show all work.)

13. A plate has the shape of the region between the curves

$$y = 1 + \frac{1}{2}e^x, \quad y = 2 + \frac{1}{2}e^x,$$

$$y = 3 - \frac{1}{2}e^x, \quad y = 5 - \frac{1}{2}e^x$$

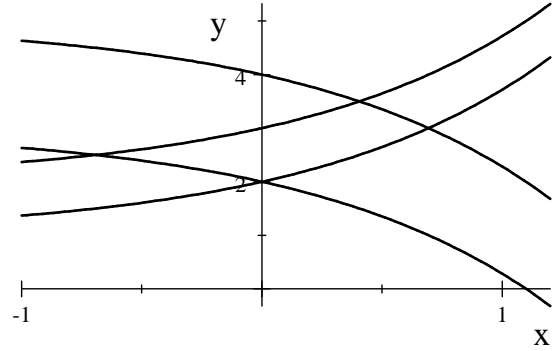
where x and y are measured in centimeters.

If the mass density is $\rho = ye^x$ gm/cm²,

find the total mass of the plate.

HINT: Use the curvilinear coordinates

$$u = y - \frac{1}{2}e^x \quad \text{and} \quad v = y + \frac{1}{2}e^x$$



$$u + v = 2y \quad y = \frac{1}{2}u + \frac{1}{2}v \quad v - u = e^x \quad x = \ln(v - u) \quad \vec{R}(u, v) = \left(\ln(v - u), \frac{1}{2}u + \frac{1}{2}v \right)$$

The boundaries are: $u = 1, \quad u = 2, \quad v = 3, \quad v = 5$

$$\vec{e}_u = \left(\frac{-1}{v-u}, \frac{1}{2} \right) \quad \vec{e}_v = \left(\frac{1}{v-u}, \frac{1}{2} \right) \quad \frac{\partial(x, y)}{\partial(u, v)} = \begin{vmatrix} \frac{-1}{v-u} & \frac{1}{2} \\ \frac{1}{v-u} & \frac{1}{2} \end{vmatrix}$$

$$= \frac{-1}{2(v-u)} - \frac{1}{2(v-u)} = \frac{-1}{v-u}$$

$$J = \left| \frac{\partial(x, y)}{\partial(u, v)} \right| = \left| \frac{-1}{v-u} \right| = \frac{1}{v-u} \quad \text{since } v > u \text{ always.}$$

$$\rho = ye^x = \left(\frac{1}{2}u + \frac{1}{2}v \right)(v-u)$$

The mass is

$$M = \iint \rho dA = \iint \rho J du dv = \int_3^5 \int_1^2 \left(\frac{1}{2}u + \frac{1}{2}v \right)(v-u) \frac{1}{(v-u)} du dv = \frac{1}{2} \int_3^5 \int_1^2 (u+v) du dv$$

$$= \frac{1}{2} \int_3^5 \left[\frac{u^2}{2} + vu \right]_{u=1}^2 dv = \frac{1}{2} \int_3^5 \left(\frac{3}{2} + v \right) dv = \frac{1}{2} \left[\frac{3}{2}v + \frac{v^2}{2} \right]_{v=3}^5$$

$$= \frac{1}{2} \left(\frac{15}{2} + \frac{25}{2} \right) - \frac{1}{2} \left(\frac{9}{2} + \frac{9}{2} \right) = \frac{11}{2}$$

14. Find the point in the first octant on the graph of $z = \frac{8}{x^2y}$ closest to the origin.

Minimize the square of the distance $f = D^2 = x^2 + y^2 + z^2$ subject to the constraint $z = \frac{8}{x^2y}$.

$$f = x^2 + y^2 + \frac{64}{x^4y^2}$$

$$f_x = 2x - \frac{256}{x^5y^2} = 0 \quad f_y = 2y - \frac{128}{x^4y^3} = 0 \quad \text{or} \quad x^6y^2 = 128 \quad x^4y^4 = 64$$

$$\text{So } y = \frac{\sqrt[4]{64}}{x} = \frac{\sqrt{8}}{x} \quad \text{and} \quad x^6 \frac{8}{x^2} = 128 \quad \text{or} \quad x^4 = 16$$

$$\text{So } x = 2 \quad y = \frac{\sqrt{8}}{2} = \sqrt{2} \quad z = \frac{8}{2^2\sqrt{2}} = \sqrt{2}$$

15. Compute $\iint \nabla \times \vec{F} \cdot d\vec{S}$ over the paraboloid $z = x^2 + y^2$ with $z \leq 4$ oriented down and out, for the vector field $\vec{F} = (-yz, xz, z^2)$.

HINT: The paraboloid may be parametrized by $\vec{R}(r, \theta) = (r \cos \theta, r \sin \theta, r^2)$.

$$\begin{aligned} \vec{e}_r &= \begin{vmatrix} \hat{i} & \hat{j} & \hat{k} \\ \cos \theta & \sin \theta & 2r \\ -r \sin \theta & r \cos \theta & 0 \end{vmatrix} & \vec{N} &= (-2r^2 \cos \theta, -2r^2 \sin \theta, r) \quad \text{This is up and in.} \\ \vec{e}_\theta &= \begin{vmatrix} \hat{i} & \hat{j} & \hat{k} \\ \cos \theta & \sin \theta & 2r \\ -r \sin \theta & r \cos \theta & 0 \end{vmatrix} \end{aligned}$$

Reverse $\vec{N} = (2r^2 \cos \theta, 2r^2 \sin \theta, -r)$

$$\nabla \times \vec{F} = \begin{vmatrix} \hat{i} & \hat{j} & \hat{k} \\ \frac{\partial}{\partial x} & \frac{\partial}{\partial y} & \frac{\partial}{\partial z} \\ -yz & xz & z^2 \end{vmatrix} = \hat{i}(-x) - \hat{j}(y) + \hat{k}(z+z) = (-x, -y, 2z)$$

$$\nabla \times \vec{F}(\vec{R}(r, \theta)) = (-r \cos \theta, -r \sin \theta, 2r^2)$$

$$\nabla \times \vec{F} \cdot \vec{N} = -2r^3 \cos^2 \theta - 2r^3 \sin^2 \theta - 2r^3 = -4r^3$$

$$\iint \nabla \times \vec{F} \cdot d\vec{S} = \iint \nabla \times \vec{F} \cdot \vec{N} dr d\theta = \int_0^{2\pi} \int_0^2 -4r^3 dr d\theta = -2\pi [r^4]_0^2 = -32\pi$$