



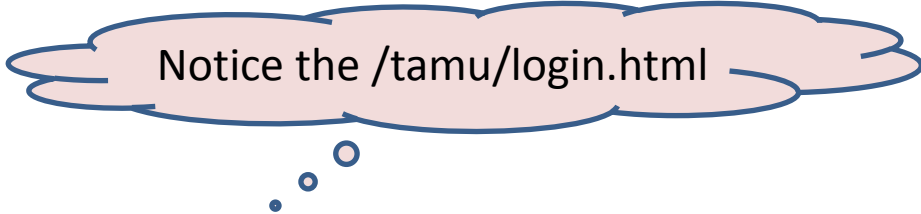
**Textbook and Online Homework  
Information for  
Math 167 at TAMU**

# Textbook and Online Homework Access

- The textbook for Math 167 is available as:
  - A physical copy of the text.
  - An eBook located in WebAssign that you can purchase online within WebAssign.
- To have access to the online homework within WebAssign, you will need to purchase access.
  - If you purchase a NEW textbook, some will come with a WebAssign access code bundled with the book, but not all.
  - If you buy a used book or a new book that does not come with a WebAssign code, you will need to purchase WebAssign access online in WebAssign.
  - If you purchase the eBook in WebAssign, it will include access to the online homework.

# Accessing WebAssign

- You will need to log into WebAssign to purchase Homework and/or eBook access. To start this process go to the URL below.



Notice the /tamu/login.html

**<https://www.webassign.net/tamu/login.html>**

# Accessing WebAssign

- Once you are at the WebAssign @ Texas A&M Login site, click on the red LOG IN button.

## WebAssign @ Texas A&M at College Station Login

If you are not affiliated with Texas A&M at College Station, [click here](#) to go to the main WebAssign login page.

**LOG IN @ TEXAS A&M AT COLLEGE STATION**

[Trouble Logging In?](#)

Tip: bookmark this page for quick access to WebAssign.

# Accessing WebAssign

- At the Texas A&M Central Authentication System's site, type in your University NetID and password and then click LOGIN.

## Enter your NetID and Password

Please Log In!


<b>Current Users</b>	<b>New User?</b>
<p>NetID: <input type="text"/></p> <p>Password: <input type="password"/></p>	<p><input type="button" value="LOGIN"/></p> <p><input type="button" value="Activate Your NetID"/></p>

Enter your netid and password then click on LOGIN.

# Accessing WebAssign

- Until you purchase access, the following screen will appear.

**WebAssign Notices**

 According to our records you have not yet redeemed an access code for this class or purchased access online.

---

I would like to:

- purchase access online
- enter an access code (purchased with textbook or from a bookstore)
- continue my trial period

---

[Continue](#)

# Continuing Trial Period

- If you are not sure yet whether you will remain in the course or if you are not ready to pay yet, choose to “continue your trial period.” You will be taken to your WebAssign class home page. Keep in mind, that this trial period has an expiration date. After this date, you will not be able to access WebAssign until access has been purchased.

I would like to:

- purchase access online
- enter an access code (purchased with textbook or from a bookstore)
- continue my trial period

Continue


# Activating an Access Code

- If you bought a new textbook bundle that comes with an access code, then to activate this code, select “enter an access code.” Choose the prefix that is on your paper access code.

I would like to:

- purchase access online
- enter an access code (purchased with textbook or from a bookstore)
- continue my trial period

Choose the appropriate prefix from the menu below. If your access code is not listed please contact your instructor.

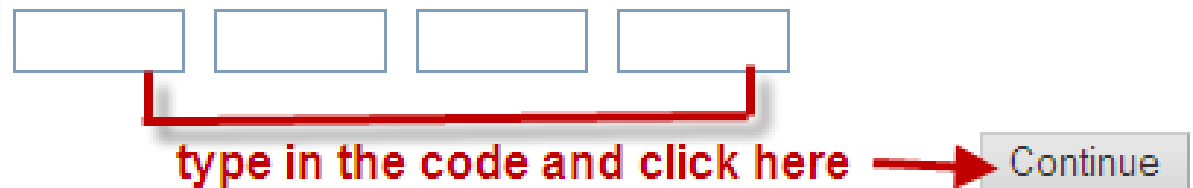
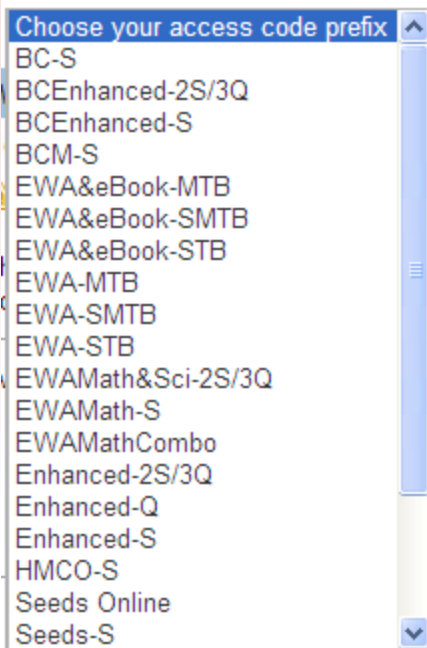
Choose your access code prefix 

 **choose access code prefix**



# Activating an Access Code

- After you have selected the prefix, four cells appear. Type the access code into the cells and click on Continue.



- You should then be directed to the course homepage.

# Purchasing Access

- If you need to and are ready to purchase access to the Online Homework and/or eBook, choose “purchase access online” and click on Continue.

I would like to:


- purchase access online
- enter an access code (purchased with textbook or from a bookstore)
- continue my trial period (19 days remaining)


click here 

# Purchase Stand Alone WebAssign Access

- If you already purchased a new, used, or loose leaf book without an access code, then you just need to purchase access to the online homework. Click on “Single-term access to homework” and then click “Enter payment information.”

**Math 167, section 50X**



*For All Practical Purposes - 9e by COMAP Inc*  
**WebAssign Premium** 

<input type="radio"/> Single-term access to homework and eBook <small>(price reflects a <b>\$5.50 discount</b> for purchasing these items together now)</small>	\$75.00
<input checked="" type="radio"/> Single-term access to homework	\$50.00 <b>\$50.00</b>

Enter payment information


[Cancel](#)

- You will then be taken to a payment screen. Once you have submitted payment, you will have immediate access to the eBook and the online homework assignments.


# Purchase eBook and Homework Access

- If you want to purchase the eBook along with WebAssign access, then click on “Single-term access to homework and eBook.” Then click “Enter payment information.”

**Math 167, section 50X**



*For All Practical Purposes - 9e* by COMAP Inc

**WebAssign.**  
*Premium* 

<input checked="" type="radio"/> Single-term access to homework and eBook <small>(price reflects a <b>\$5.50 discount</b> for purchasing these items together now)</small>	\$75.00
<input type="radio"/> Single-term access to homework	\$50.00 <b>\$75.00</b>

[Cancel](#)

- You will then be taken to a payment screen. Once you have submitted payment, you will have immediate access to the eBook and the online homework assignments.

# Payment

- You will make the payment via PayPal. Enter the information to complete and finalize your purchase.
  - If you have a PayPal account, you can use it to make your purchase.
  - If you do not have a PayPal account, you can pay using a credit card as a PayPal guest.
- Once the purchase is finalized, you will be taken to the class home page.

# Accessing the eBook

- To access the eBook, go to the homepage for your course. In the “About this Class” section of the homepage, click on the link next to the picture of your textbook.

## About this Class



[For All Practical Purposes - 9e](#)  
COMAP Inc