

WebAssign[®] at

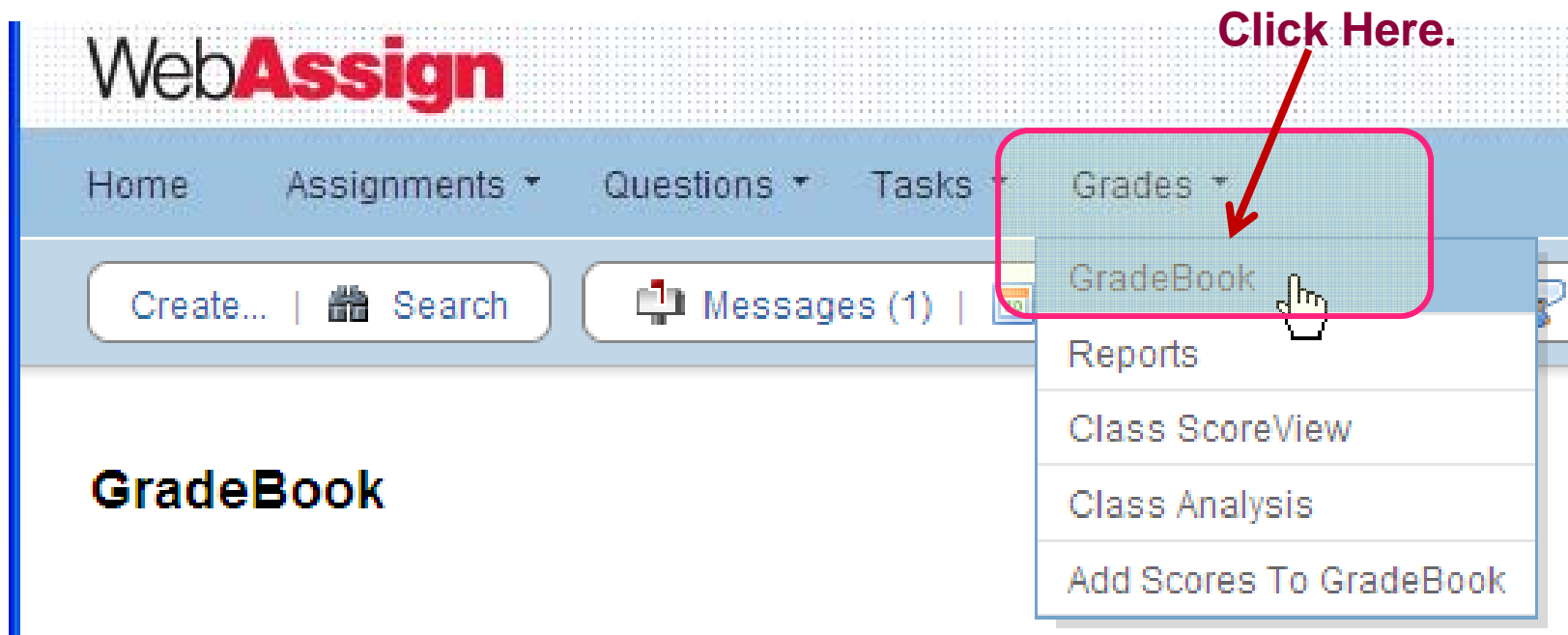


TEXAS A&M
UNIVERSITY

Preventing a Graded Assignment From Being Dropped

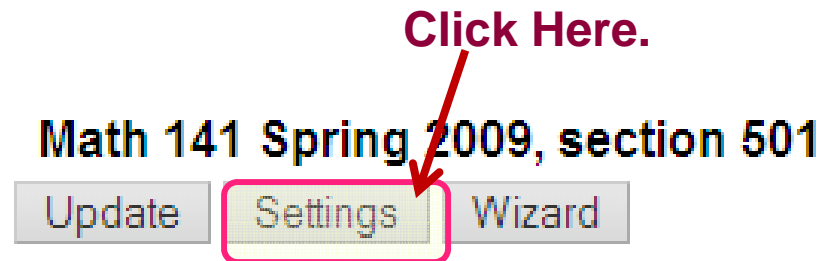
Grade Not Allowed to be Dropped

- From the blue navigation bar click on Grades and a drop down menu will be displayed. From the drop down menu, click on GradeBook.



Grade Not Allowed to be Dropped

- From the GradeBook display, click on the Settings button and the GradeBook settings window will pop-up.



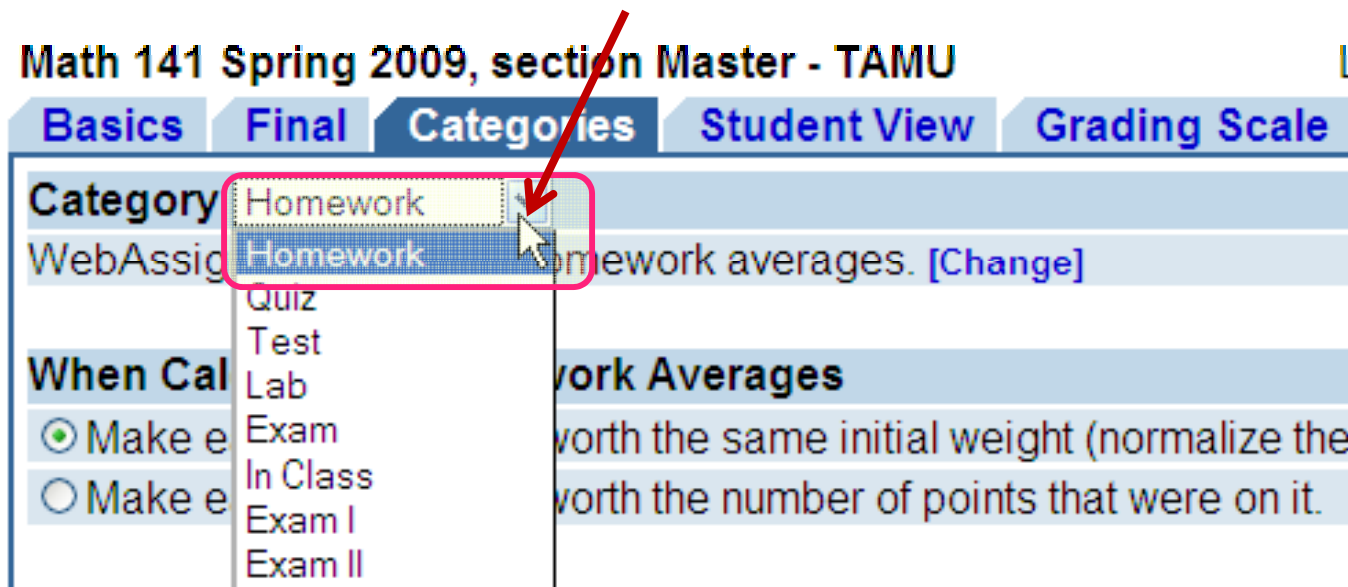
- Choose the Categories tab located at the top of the GradeBook settings window.



Grade Not Allowed to be Dropped

- Expand the Category drop-down menu and select the category that contains the assignment you do not want dropped.

Click here and select the appropriate category.



The screenshot shows a course management system interface for "Math 141 Spring 2009, section Master - TAMU". The interface has several tabs: "Basics", "Final", "Categories", "Student View", and "Grading Scale". The "Categories" tab is active. A dropdown menu is open under the "Category" label, showing a list of categories: "Homework", "WebAssign", "Quiz", "Test", "Lab", "Exam", "In Class", "Exam I", and "Exam II". The "Homework" category is highlighted in blue, and a red arrow points to it. The text "Click here and select the appropriate category." is written in red above the dropdown menu. Below the dropdown menu, there is a section titled "Work Averages" with a "Change" link.

Math 141 Spring 2009, section Master - TAMU

Basics Final Categories Student View Grading Scale

Category Homework

WebAssign Homework Homework averages. [Change]

Quiz

Test

Lab

When Calculated

Make e

Make e

Exam

In Class

Exam I

Exam II

Work Averages

worth the same initial weight (normalize the

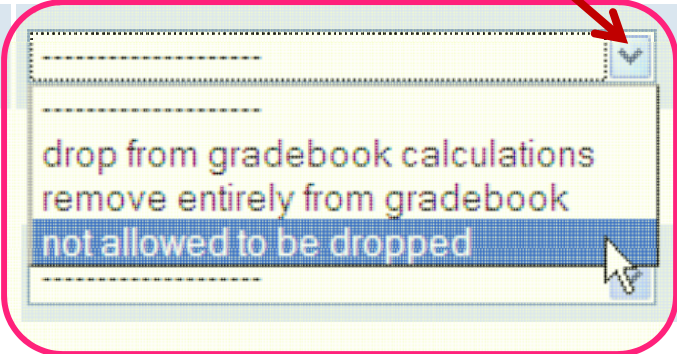
worth the number of points that were on it.

Grade Not Allowed to be Dropped

- Find the assignment you want prevented from being dropped and expand the drop-down menu in the same row as this assignment.

Click here and select
“not allowed to be dropped”

Homework (points)	OverWeighting Factor	Drop	0	lowest Homework assign
Student Information Card (100)	<input type="text" value="1"/>			



- Scroll down to the bottom of the Gradebook Settings window and click on Save to store your new settings.

Click Here. →

Save

Update GradeBook