

## Math 367 In-class Assignment 4

Name

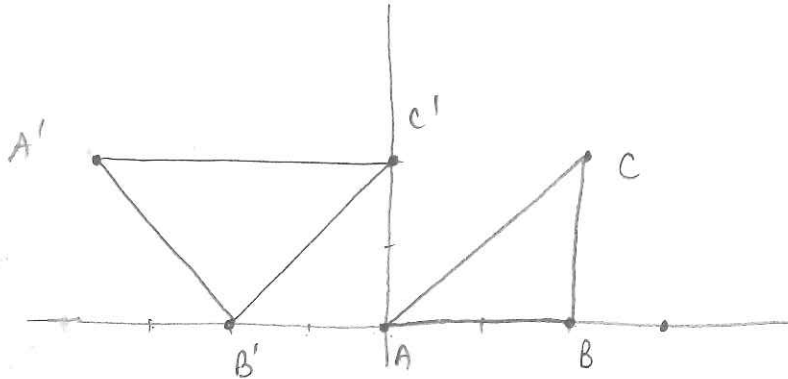
Key

1. Let  $D$  denote the *square metric* on the Cartesian plane  $\mathbb{R}^2$ , that is,

$$D((x_1, y_1), (x_2, y_2)) = \max\{|x_2 - x_1|, |y_2 - y_1|\}$$

for all real numbers  $x_1, x_2, y_1, y_2$ . Consider the model in which points, lines, half-planes, and angle measure are as usual for the Cartesian plane, but distance is given by the square metric. Let  $A = (0, 0)$ ,  $B = (2, 0)$ , and  $C = (2, 2)$ . Let  $A' = (-4, 2)$ ,  $B' = (-2, 0)$ , and  $C' = (0, 2)$ .

(a) Sketch the two triangles  $\triangle ABC$  and  $\triangle A'B'C'$ .



(b) Find all angle measures in each triangle, and record them.

3

$$\begin{array}{lll} m(\angle ABC) = 90^\circ & m(\angle BCA) = 45^\circ & m(\angle CAB) = 45^\circ \\ m(\angle A'B'C') = 90^\circ & m(\angle B'C'A') = 45^\circ & m(\angle C'A'B') = 45^\circ \end{array}$$

(c) Find all side lengths for each triangle, and record them. (Remember to use the square metric!)

$$AB = 2 \qquad BC = 2 \qquad AC = 2$$

3

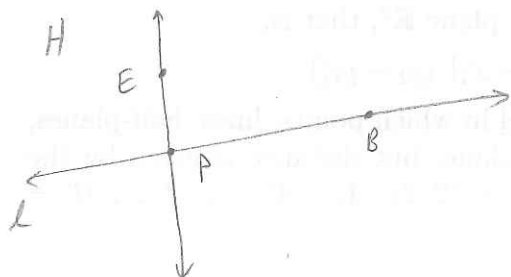
$$A'B' = 2 \qquad B'C' = 2 \qquad A'C' = 4$$

(d) Does the Side-Angle-Side Postulate hold for this model? Explain.

3

No:  $\overline{AB} \cong \overline{A'B'}$ ,  $\overline{BC} \cong \overline{B'C'}$ , and  $\angle ABC \cong \angle A'B'C'$ .  
 If the SAS Postulate holds, then  $\triangle ABC \cong \triangle A'B'C'$ , however  
 these two triangles are not congruent since  $\overline{AC} \not\cong \overline{A'C'}$ .  
 Therefore the SAS Postulate does not hold.

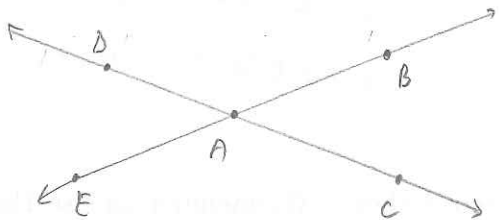
2. Prove Theorem 3.5.9: If  $l$  is a line and  $P$  is a point on  $l$ , then there exists exactly one line  $m$  such that  $P$  lies on  $m$  and  $m \perp l$ . (Hint: Use the Angle Construction Postulate.)



Let  $H$  be one of the half-planes bounded by  $l$ .  
 Let  $B$  be a point on  $l$ ,  $B \neq P$ .  
 By the Angle Construction Postulate, there is a unique ray  $\overrightarrow{PE}$  such that  $E$  is in  $H$  and  $m(\angle BPE) = 90^\circ$ . Let  $m = \overleftrightarrow{PE}$ . Then  $m \perp l$ , and  $m$  is the unique such line, by construction.

3

3. Prove the Vertical Angles Theorem (Theorem 3.5.13): If angles  $\angle BAC$  and  $\angle DAE$  form a vertical pair, then  $\angle BAC \cong \angle DAE$ . (Hint: Use the Linear Pair Theorem.)



By the definition of vertical pair,  
 $\angle BAC$  and  $\angle EAC$  form a linear pair,  
 and  $\angle EAC$  and  $\angle DAE$  form a linear pair.  
 By the Linear Pair Theorem,

$$m(\angle BAC) + m(\angle EAC) = 180^\circ$$

$$\text{and } m(\angle EAC) + m(\angle DAE) = 180^\circ$$

$$\begin{aligned} \text{So } m(\angle BAC) &= 180^\circ - m(\angle EAC) \\ &= 180^\circ - (180^\circ - m(\angle DAE)) \\ &= m(\angle DAE). \end{aligned}$$

$$\text{So } \angle BAC \cong \angle DAE.$$