

Name _____ ID _____

MATH 221 Final Exam Fall 2012
 Sections 502 Solutions P. Yasskin

1-9	/45
10	/15
11	/25
12	/15
Total	/100

Multiple Choice: (5 points each. No part credit.)

1. If $\vec{a} = (3, 3, -1)$ and $\vec{b} = (2, 5, 1)$ then $|\vec{a} - 3\vec{b}| =$

- a. 26
- b. 13 Correct Choice
- c. 0
- d. -13
- e. -26

SOLUTION:

$$\vec{a} - 3\vec{b} = (3, 3, -1) - 3(2, 5, 1) = (3 - 6, 3 - 15, -1 - 3) = (-3, -12, -4)$$

$$|\vec{a} - 3\vec{b}| = \sqrt{9 + 144 + 16} = \sqrt{169} = 13$$

2. Find the point on the elliptic paraboloid $z - \frac{x^2}{2} - \frac{y^2}{4} = 1$ where a unit normal is $(\frac{2}{3}, \frac{1}{3}, -\frac{2}{3})$.

- a. (-2, -4, 7)
- b. (2, 4, 7)
- c. (4, 2, 10)
- d. $(1, 1, \frac{7}{4})$ Correct Choice
- e. $(-1, -1, \frac{7}{4})$

SOLUTION: $f = z - \frac{x^2}{2} - \frac{y^2}{4}$ $\vec{\nabla}f = (-x, -\frac{y}{2}, 1) = k(\frac{2}{3}, \frac{1}{3}, -\frac{2}{3})$

$$-x = k\frac{2}{3}, \quad -\frac{y}{2} = k\frac{1}{3}, \quad 1 = -k\frac{2}{3} \quad k = -\frac{3}{2} \quad x = -k\frac{2}{3} = 1 \quad y = -k\frac{2}{3} = 1$$

$$z = 1 + \frac{x^2}{2} + \frac{y^2}{4} = 1 + \frac{1}{2} + \frac{1}{4} = \frac{7}{4}$$

3. Find the point on the curve $\vec{r}(t) = \left(t, t^2, \frac{2}{3}t^3\right)$ where the unit tangent is $\hat{T} = \left(\frac{1}{5}, \frac{2\sqrt{2}}{5}, \frac{4}{5}\right)$.

- a. $\left(\frac{1}{2}, \frac{1}{4}, \frac{1}{12}\right)$
- b. $\left(1, 1, \frac{2}{3}\right)$
- c. $\left(\sqrt{2}, 2, \frac{4}{3}\sqrt{2}\right)$ **Correct Choice**
- d. $\left(2, 4, \frac{16}{3}\right)$
- e. $\left(-1, 1, -\frac{2}{3}\right)$

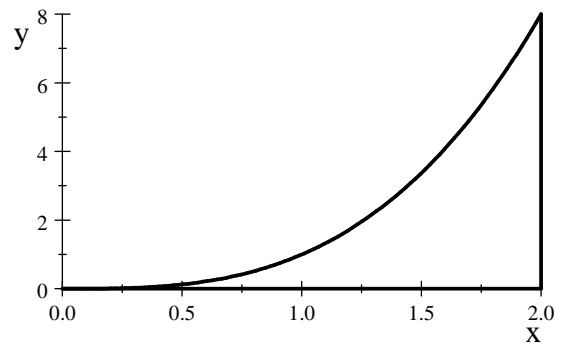
SOLUTION: $\vec{v}(t) = (1, 2t, 2t^2)$ $|\vec{v}| = \sqrt{1 + 4t^2 + 4t^4} = 1 + 2t^2$
 $\hat{T} = \left(\frac{1}{1+2t^2}, \frac{2t}{1+2t^2}, \frac{2t^2}{1+2t^2}\right) = \left(\frac{1}{5}, \frac{2\sqrt{2}}{5}, \frac{4}{5}\right)$ $1 + 2t^2 = 5$ $t = \sqrt{2}$
 $\vec{r}(\sqrt{2}) = \left(\sqrt{2}, 2, \frac{4}{3}\sqrt{2}\right)$

4. Compute $\int_0^8 \int_{y^{1/3}}^2 \cos(x^4) dx dy$

HINT: Plot the region of integration and reverse the order of integration.

- a. $\frac{1}{4} \sin(64)$
- b. $\frac{1}{4} \cos(64)$
- c. $\frac{1}{4} \sin(16) - \frac{1}{4}$
- d. $\frac{1}{4} \cos(16) - \frac{1}{4}$
- e. $\frac{1}{4} \sin(16)$ **Correct Choice**

SOLUTION: $0 \leq y \leq 8$
 $y^{1/3} \leq x \leq 2$
 or
 $0 \leq x \leq 2$
 $0 \leq y \leq x^3$



$$\int_0^8 \int_{y^{1/3}}^2 \cos(x^4) dx dy = \int_0^2 \int_0^{x^3} \cos(x^4) dy dx = \int_0^2 \left[y \cos(x^4) \right]_0^{x^3} dx$$

$$= \int_0^2 x^3 \cos(x^4) dx = \left[\frac{1}{4} \sin(x^4) \right]_0^2 = \frac{1}{4} \sin(16)$$

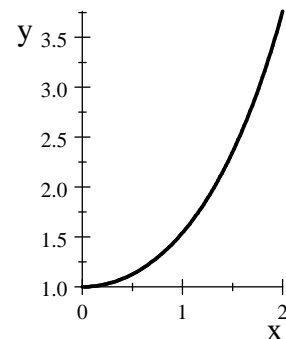
5. Find the y -component of the centroid (center of mass with density 1) of the hyperbolic cosine curve $y = \cosh x$ for $0 \leq x \leq 2$.

HINTS: Parametrize the curve as $\vec{r}(t) = (t, \cosh t)$.

$$\cosh x = \frac{e^x + e^{-x}}{2} \quad \sinh x = \frac{e^x - e^{-x}}{2} \quad \cosh^2 x - \sinh^2 x = 1$$

$$\sinh 0 = 0 \quad \cosh 0 = 1 \quad (\sinh x)' = \cosh x \quad (\cosh x)' = \sinh x$$

$$\sinh^2 x = \frac{\cosh 2x - 1}{2} \quad \cosh^2 x = \frac{\cosh 2x + 1}{2}$$



a. $\bar{y} = \frac{4 + \sinh 4}{4 \sinh 2}$ Correct Choice

b. $\bar{y} = \frac{1 + \cosh 4}{2 \sinh 2}$

c. $\bar{y} = \frac{4 + \cosh 4}{2 \sinh 2}$

d. $\bar{y} = \frac{\cosh 4 - 1}{2 \sinh 2}$

e. $\bar{y} = \frac{1 + \sinh 4}{2 \sinh 2}$

SOLUTION: $\vec{v} = (1, \sinh t) \quad |\vec{v}| = \sqrt{1 + \sinh^2 t} = \cosh t$

$$L = \int ds = \int_0^2 |\vec{v}| dt = \int_0^2 \cosh t dt = \left[\sinh t \right]_0^2 = \sinh 2$$

$$L_x = \int y ds = \int_0^2 y |\vec{v}| dt = \int_0^2 \cosh^2 t dt = \int_0^2 \frac{\cosh 2t + 1}{2} dt = \frac{1}{2} \left[\frac{\sinh 2t}{2} + t \right]_0^2 = \frac{\sinh 4}{4} + 1$$

$$\bar{y} = \frac{L_x}{L} = \frac{\frac{\sinh 4}{4} + 1}{\sinh 2} = \frac{4 + \sinh 4}{4 \sinh 2}$$

6. Find the line perpendicular to the surface $y^2z - 2xz = 6$ at the point $(1, 2, 4)$. This line intersects the xy -plane at

a. $(-17, 30, 0)$

b. $(17, -30, 0)$ Correct Choice

c. $(-15, 34, 0)$

d. $(15, -34, 0)$

e. The line does not intersect the xy -plane.

SOLUTION: $f = y^2z - 2xz \quad \vec{\nabla} f = (-2z, 2yz, y^2 - 2x)$

The direction of the line is the normal to the plane at $P = (1, 2, 4)$:

$$\vec{v} = \vec{N} = \vec{\nabla} f \Big|_{(1,2,4)} = (-8, 16, 2)$$

Line: $\vec{r}(t) = P + t\vec{v} = (1, 2, 4) + t(-8, 16, 2) = (1 - 8t, 2 + 16t, 4 + 2t)$

This line intersects the xy -plane when $z = 0 = 4 + 2t$. So $t = -2$.

at the point $\vec{r}(-2) = (1 - 8(-2), 2 + 16(-2), 4 + 2(-2)) = (17, -30, 0)$

7. Let $L = \lim_{(x,y) \rightarrow (0,0)} \frac{e^{(x^2+y^2)} - 1}{x^2 + y^2}$

- a. L does not exist by looking at the paths $y = x$ and $y = -x$.
- b. L exists and $L = 1$ by looking at the paths $y = mx$.
- c. L does not exist by looking at polar coordinates.
- d. L exists and $L = 1$ by looking at polar coordinates. **Correct Choice**
- e. L exists and $L = 0$ by looking at polar coordinates.

SOLUTION: Along $y = mx$, we have $L = \lim_{x \rightarrow 0} \frac{e^{(1+m^2)x^2} - 1}{(1+m^2)x^2} \stackrel{\text{IH}}{=} \lim_{x \rightarrow 0} \frac{e^{(1+m^2)x^2} (1+m^2)2x}{(1+m^2)2x} = 1,$

for all m including 1 and -1 which proves nothing.

In polar coordinates, $L = \lim_{r \rightarrow 0} \frac{e^{r^2} - 1}{r^2} \stackrel{\text{IH}}{=} \lim_{r \rightarrow 0} \frac{e^{r^2} 2r}{2r} = 1,$ which proves the limit exists and $= 1$.

8. Compute $\oint \vec{F} \cdot d\vec{s}$ for $\vec{F} = (-x^2y, xy^2)$ along the semicircle $y = \sqrt{16 - x^2}$ from $(4,0)$ to $(-4,0)$ followed by the line segment from $(-4,0)$ back to $(4,0)$.
HINT: Use Green's Theorem.

- a. 0
- b. $\frac{64}{5}\pi$
- c. $\frac{64}{3}\pi$
- d. 32π
- e. 64π **Correct Choice**

SOLUTION: $\oint \vec{F} \cdot d\vec{s} = \oint P dx + Q dy$ with $P = -x^2y$ and $Q = xy^2$. By Green's Theorem,

$$\oint \vec{F} \cdot d\vec{s} = \int_{-4}^4 \int_0^{\sqrt{4-x^2}} (\partial_x Q - \partial_y P) dy dx = \int_{-4}^4 \int_0^{\sqrt{4-x^2}} (y^2 + x^2) dy dx = \int_0^\pi \int_0^4 r^2 r dr d\theta = \pi \left[\frac{r^4}{4} \right]_0^4 = 64\pi$$

9. Compute $\oint \vec{F} \cdot d\vec{s}$ for $\vec{F} = (2xy + y^2, x^2 + 2xy)$ along the parabola $y = x^2$ from $(1,1)$ to $(2,4)$.
HINT: Find a scalar potential.

- a. 11
- b. 32
- c. 46 **Correct Choice**
- d. 50
- e. 92

SOLUTION:

$$\vec{F} = (2xy + y^2, x^2 + 2xy) = \vec{\nabla} f \text{ for } f = x^2y + xy^2 \text{ since } \partial_x f = 2xy + y^2 \text{ and } \partial_y f = x^2 + 2xy$$

$$\text{By the F.T.C.C. } \int_{(1,1)}^{(2,4)} \vec{F} \cdot d\vec{s} = \int_{(1,1)}^{(2,4)} \vec{\nabla} f \cdot d\vec{s} = f(2,4) - f(1,1) = (2)^2(4) + (2)(4)^2 - (1)^2(1) - (1)(1)^2 = 46$$

Work Out: (Points indicated. Part credit possible. Show all work.)

10. (15 points) A rectangle sits on the xy -plane with its top 4 vertices on the elliptic paraboloid $\frac{x^2}{4} + \frac{y^2}{9} + z = 6$. Find the dimensions and volume of the largest such box.



$$L = 2x \quad W = 2y \quad H = z \quad \text{Maximize } V = LWH = 4xyz$$

METHOD 1: Lagrange Multipliers:

$$V = LWH = 4xyz \quad \vec{\nabla}V = (4yz, 4xz, 4xy)$$

$$g = \frac{x^2}{4} + \frac{y^2}{9} + z \quad \vec{\nabla}g = \left(2\frac{x}{4}, 2\frac{y}{9}, 1\right)$$

$$\vec{\nabla}V = \lambda \vec{\nabla}g \quad 4yz = \lambda 2\frac{x}{4} \quad 4xz = \lambda 2\frac{y}{9} \quad 4xy = \lambda$$

$$4xyz = \lambda 2\frac{x^2}{4} = \lambda 2\frac{y^2}{9} = \lambda z \quad \Rightarrow \quad \frac{x^2}{4} = \frac{y^2}{9} = \frac{z}{2}$$

$$\text{Constraint: } 6 = \frac{x^2}{4} + \frac{y^2}{9} + z = \frac{z}{2} + \frac{z}{2} + z = 2z \quad \Rightarrow \quad z = 3$$

$$\frac{x^2}{4} = \frac{z}{2} = \frac{3}{2} \quad \Rightarrow \quad x = \sqrt{6} \quad \frac{y^2}{9} = \frac{z}{2} = \frac{3}{2} \quad \Rightarrow \quad y = \frac{3}{2}\sqrt{6}$$

$$\text{Dimensions are } L = 2x = 2\sqrt{6} \quad W = 2y = 3\sqrt{6} \quad H = z = 3$$

$$\text{Volume: } V = 2\sqrt{6} \cdot 3\sqrt{6} \cdot 3 = 108$$

METHOD 2: Eliminate a Variable:

$$z = 6 - \frac{x^2}{4} - \frac{y^2}{9} \quad V = LWH = 4xyz = 4xy \left(6 - \frac{x^2}{4} - \frac{y^2}{9}\right) = 24xy - x^3y - \frac{4}{9}xy^3$$

$$V_x = 24y - 3x^2y - \frac{4}{9}y^3 = y \left(24 - 3x^2 - \frac{4}{9}y^2\right) = 0 \quad y \neq 0 \quad 24 - 3x^2 - \frac{4}{9}y^2 = 0 \quad (1)$$

$$V_y = 24x - x^3 - \frac{4}{3}xy^2 = x \left(24 - x^2 - \frac{4}{3}y^2\right) = 0 \quad x \neq 0 \quad 24 - x^2 - \frac{4}{3}y^2 = 0 \quad (2)$$

$$3(1)-(2): \quad 48 - 8x^2 = 0 \quad \Rightarrow \quad x^2 = 6 \quad \Rightarrow \quad x = \sqrt{6}$$

$$3(2)-(1): \quad 48 - 4y^2 + \frac{4}{9}y^2 = 0 \quad \Rightarrow \quad 32y^2 = 48 \cdot 9 \quad \Rightarrow \quad y = \frac{3}{2}\sqrt{6}$$

$$z = 6 - \frac{x^2}{4} - \frac{y^2}{9} = 6 - \frac{6}{4} - \frac{48}{32} = 3$$

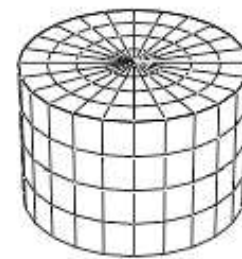
$$\text{Dimensions are } L = 2x = 2\sqrt{6} \quad W = 2y = 3\sqrt{6} \quad H = z = 3$$

$$\text{Volume: } V = 2\sqrt{6} \cdot 3\sqrt{6} \cdot 3 = 108$$

11. (25 points) Verify Gauss' Theorem $\iiint_V \vec{\nabla} \cdot \vec{F} dV = \iint_{\partial V} \vec{F} \cdot d\vec{S}$

for the vector field $\vec{F} = (xz^2, yz^2, z(x^2 + y^2))$ and the solid cylinder $x^2 + y^2 \leq 4$ for $-3 \leq z \leq 3$.

Be careful with orientations. Use the following steps:



First the Left Hand Side:

a. Compute the divergence:

$$\vec{\nabla} \cdot \vec{F} = z^2 + z^2 + x^2 + y^2 = x^2 + y^2 + 2z^2$$

b. Express the divergence and the volume element in the appropriate coordinate system:

$$\vec{\nabla} \cdot \vec{F} = r^2 + 2z^2 \quad dV = r dr d\theta dz$$

c. Compute the left hand side:

$$\begin{aligned} \iiint_V \vec{\nabla} \cdot \vec{F} dV &= \int_{-3}^3 \int_0^{2\pi} \int_0^2 (r^2 + 2z^2)r dr d\theta dz = 2\pi \int_{-3}^3 \left[\frac{r^4}{4} + z^2 r^2 \right]_0^2 dz = 2\pi \int_{-3}^3 (4 + 4z^2) dz \\ &= 2\pi \left[4z + \frac{4z^3}{3} \right]_{-3}^3 = 4\pi(12 + 36) = 192\pi \end{aligned}$$

Second the Right Hand Side:

The boundary surface consists of the cylindrical sides C , a disk T at the top and a disk B at the bottom with appropriate orientations.

d. Parametrize the cylinder C :

$$\vec{R}(\theta, z) = (2 \cos \theta, 2 \sin \theta, z)$$

e. Compute the tangent vectors:

$$\vec{e}_\theta = (-2 \sin \theta, 2 \cos \theta, 0)$$

$$\vec{e}_z = (0, 0, 1)$$

f. Compute the normal vector:

$$\vec{N} = \hat{i}(2 \cos \theta) - \hat{j}(-2 \sin \theta) + \hat{k}(0) = (2 \cos \theta, 2 \sin \theta, 0)$$

This is oriented correctly outward.

g. Evaluate $\vec{F} = (xz^2, yz^2, z(x^2 + y^2))$ on the cylinder:

$$\vec{F} \Big|_{\vec{R}(\theta, z)} = (2 \cos \theta z^2, 2 \sin \theta z^2, 4z)$$

h. Compute the dot product:

$$\vec{F} \cdot \vec{N} = 4 \cos^2 \theta z^2 + 4 \sin^2 \theta z^2 = 4z^2$$

i. Compute the flux through C :

$$\iint_C \vec{F} \cdot d\vec{S} = \int_0^{2\pi} \int_{-3}^3 4z^2 dz d\theta = 2\pi \left[\frac{4z^3}{3} \right]_{-3}^3 = 144\pi$$

j. Parametrize the **TOP** disk T :

$$\vec{R}(r, \theta) = (r \cos \theta, r \sin \theta, 3)$$

k. Compute the tangent vectors:

$$\vec{e}_r = (\cos \theta, \sin \theta, 0)$$

$$\vec{e}_\theta = (-r \sin \theta, r \cos \theta, 0)$$

l. Compute the normal vector:

$$\vec{N} = \hat{i}(0) - \hat{j}(0) + \hat{k}(r \cos^2 \theta - -r \sin^2 \theta) = (0, 0, r)$$

This is oriented correctly upward.

m. Evaluate $\vec{F} = (xz^2, yz^2, z(x^2 + y^2))$ on the top disk:

$$\vec{F}|_{\vec{R}(\theta, \phi)} = (9r \cos \theta, 9r \sin \theta, 3r^2)$$

n. Compute the dot product:

$$\vec{F} \cdot \vec{N} = 0 + 0 + r^4 = 3r^3$$

o. Compute the flux through T :

$$\iint_T \vec{F} \cdot d\vec{S} = \int_0^{2\pi} \int_0^2 3r^3 dr d\theta = 2\pi \left[\frac{3r^4}{4} \right]_0^2 = 24\pi$$

p. Parametrize the **BOTTOM** disk B :

$$\vec{R}(r, \theta) = (r \cos \theta, r \sin \theta, -3)$$

q. Compute the tangent vectors:

$$\vec{e}_r = (\cos \theta, \sin \theta, 0)$$

$$\vec{e}_\theta = (-r \sin \theta, r \cos \theta, 0)$$

r. Compute the normal vector:

$$\vec{N} = \hat{i}(0) - \hat{j}(0) + \hat{k}(r \cos^2 \theta - -r \sin^2 \theta) = (0, 0, r)$$

This is upward. Need down. Reverse: $\vec{N} = (0, 0, -r)$

s. Evaluate $\vec{F} = (xz^2, yz^2, z(x^2 + y^2))$ on the bottom disk:

$$\vec{F}|_{\vec{R}(\theta, \phi)} = (9r \cos \theta, 9r \sin \theta, -3r^2)$$

t. Compute the dot product:

$$\vec{F} \cdot \vec{N} = 3r^3$$

u. Compute the flux through B :

$$\iint_B \vec{F} \cdot d\vec{S} = \int_0^{2\pi} \int_0^2 3r^3 dr d\theta = 24\pi$$

v. Compute the right hand side:

$$\iint_{\partial V} \vec{F} \cdot d\vec{S} = \iint_C \vec{F} \cdot d\vec{S} + \iint_T \vec{F} \cdot d\vec{S} + \iint_B \vec{F} \cdot d\vec{S} = 144\pi + 24\pi + 24\pi = 192\pi \quad \text{which agrees with (i).}$$

12. (15 points) Compute $\iint \vec{\nabla} \times \vec{F} \cdot d\vec{S}$ for $\vec{F} = (-y, x, z)$ over the hyperbolic paraboloid $z = x^2 - y^2$ parametrized by

$$\vec{R}(r, \theta) = (r \cos \theta, r \sin \theta, r^2(\cos^2 \theta - \sin^2 \theta))$$

for $r \leq 2$ oriented upward.

HINTS: Use Stokes Theorem.

What is the value of r on the boundary?



SOLUTION:

Boundary: $r = 2$ $\vec{r}(\theta) = (2 \cos \theta, 2 \sin \theta, 4(\cos^2 \theta - \sin^2 \theta))$ $\vec{v} = (-2 \sin \theta, 2 \cos \theta, -16 \cos \theta \sin \theta)$

$$\vec{F}(\vec{r}(\theta)) = (-2 \sin \theta, 2 \cos \theta, 4(\cos^2 \theta - \sin^2 \theta))$$

$$\vec{F} \cdot \vec{v} = 4 \sin^2 \theta + 4 \cos^2 \theta - 64(\cos^3 \theta \sin \theta - \cos \theta \sin^3 \theta) = 4 - 64(\cos^3 \theta \sin \theta - \cos \theta \sin^3 \theta)$$

$$\begin{aligned} \iint \vec{\nabla} \times \vec{F} \cdot d\vec{S} &= \int \vec{F} \cdot d\vec{S} = \int_0^{2\pi} \vec{F} \cdot \vec{v} d\theta = \int_0^{2\pi} 4 - 64(\cos^3 \theta \sin \theta - \cos \theta \sin^3 \theta) d\theta \\ &= \left[4\theta - 16(-\cos^4 \theta - \sin^4 \theta) \right]_0^{2\pi} = 8\pi \end{aligned}$$