

Name \_\_\_\_\_ ID \_\_\_\_\_

MATH 251 Final Exam Fall 2015  
Sections 511 Version B Solutions P. Yasskin

1-10	/50
11	/30
12	/ 5
13	/20
Total	/105

Multiple Choice: (5 points each. No part credit.)

1. A triangle has vertices  $A = (3, 2, 4)$ ,  $B = (3, 4, 6)$  and  $C = (6, -1, 4)$ . Find the angle at  $A$ .

- a.  $30^\circ$
- b.  $45^\circ$
- c.  $60^\circ$
- d.  $120^\circ$  Correct Choice
- e.  $150^\circ$

Solution:  $\vec{AB} = (0, 2, 2)$   $\vec{AC} = (3, -3, 0)$   
 $\cos \theta = \frac{\vec{AB} \cdot \vec{AC}}{|\vec{AB}| |\vec{AC}|} = \frac{-6}{2\sqrt{2} 3\sqrt{2}} = \frac{-1}{2} \quad \theta = 120^\circ$

2. Find the tangent plane to the graph of  $z = x^2y + y^3x^3$  at  $(x, y) = (2, 1)$ .  
Where does it cross the  $z$ -axis?

- a.  $-72$
- b.  $-48$  Correct Choice
- c.  $-12$
- d.  $12$
- e.  $48$

Solution:  $f(x, y) = x^2y + y^3x^3 \quad f(2, 1) = 12$   
 $f_x(x, y) = 2xy + 3y^3x^2 \quad f_x(2, 1) = 16$   
 $f_y(x, y) = x^2 + 3y^2x^3 \quad f_y(2, 1) = 28$

$z = f_{\tan}(x, y) = f(2, 1) + f_x(2, 1)(x - 2) + f_y(2, 1)(y - 1) = 12 + 16(x - 2) + 28(y - 1)$

$z$ -intercept  $= f_{\tan}(0, 0) = 12 + 16(-2) + 28(-1) = -48$

3. Find the tangent plane to the graph of hyperbolic paraboloid

$$9(x-3)^2 - 4(y-1)^2 - 4(z-2)^2 = 1$$

at the point  $(2, 2, 3)$ . Where does it cross the  $z$ -axis?

- a.  $\frac{19}{2}$     Correct Choice
- b. 19
- c. 0
- d. -19
- e.  $-\frac{19}{2}$

Solution:  $P = (2, 2, 3)$      $F = 9(x-3)^2 - 4(y-1)^2 - 4(z-2)^2$

$$\vec{\nabla}F = (18(x-3), -8(y-1), -8(z-2)) \quad \vec{N} = \vec{\nabla}F|_P = (-18, -8, -8)$$

$$\vec{N} \cdot X = \vec{N} \cdot P \quad -18x - 8y - 8z = -18 \cdot 2 - 8 \cdot 2 - 8 \cdot 3 = -76$$

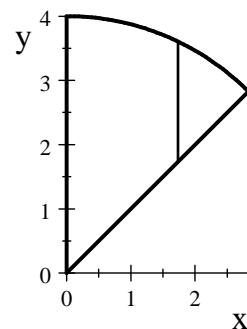
$$z\text{-intercept at } x = y = 0: \quad -8z = -76 \quad z = \frac{76}{8} = \frac{19}{2}$$

4. Sketch the region of integration for the integral  $\int_0^{2\sqrt{2}} \int_x^{\sqrt{16-x^2}} e^{x^2+y^2} dy dx$  in problem (12), then select its value here:

- a.  $\frac{\pi}{4}(e^{16} - 1)$
- b.  $\frac{\pi}{4}(e^8 - 1)$
- c.  $\frac{\pi}{8}(e^{16} - 1)$     Correct Choice
- d.  $\frac{\pi}{8}(e^8 - 1)$
- e.  $\frac{\pi}{16}(e^{16} - 1)$

Solution: Switch to polar coordinates:

$$\begin{aligned} \int_{\pi/4}^{\pi/2} \int_0^4 e^{r^2} r dr d\theta &= [\theta]_{\pi/4}^{\pi/2} \left[ \frac{1}{2} e^{r^2} \right]_0^4 \\ &= \left( \frac{\pi}{2} - \frac{\pi}{4} \right) \frac{1}{2} (e^{16} - 1) = \frac{\pi}{8} (e^{16} - 1) \end{aligned}$$



5. Find the line perpendicular to the curve  $x^3 + y^3 - xy = 7$  at the point  $(2, 1)$ .

- a.  $(11 - 2t, 1 - t)$
- b.  $(2 + t, 1 + 11t)$
- c.  $(2 + t, 1 - 11t)$
- d.  $(2 + 11t, 1 - t)$
- e.  $(2 + 11t, 1 + t)$     Correct Choice

Solution: A vector perpendicular to the curve is the gradient at the point:

$$\vec{\nabla}f = (3x^2 - y, 3y^2 - x) \quad \vec{v} = \vec{\nabla}f|_{(2,1)} = (12 - 1, 3 - 2) = (11, 1)$$

So the perpendicular line is  $X = P + t\vec{v}$  or  $(x, y) = (2, 1) + t(11, 1) = (2 + 11t, 1 + t)$

6. Consider the surface of the cone given in cylindrical coordinates by  $z = 4 - r$  above the  $xy$ -plane. It may be parametrized by

$$R(r, \theta) = (r \cos \theta, r \sin \theta, 4 - r).$$

Find the  $z$ -component of its centroid.

- a.  $\frac{1}{3}$
- b.  $\frac{2}{3}$
- c.  $\frac{4}{3}$     Correct Choice
- d.  $\frac{32\sqrt{2}\pi}{3}$
- e.  $16\sqrt{2}\pi$

Solution: We first find the normal and its length:

$$\begin{aligned} \vec{e}_r &= \begin{vmatrix} \hat{i} & \hat{j} & \hat{k} \\ \cos \theta & \sin \theta & -1 \\ -r \sin \theta & r \cos \theta & 0 \end{vmatrix} \\ \vec{e}_\theta &= \begin{vmatrix} \hat{i} & \hat{j} & \hat{k} \\ -\sin \theta & \cos \theta & 0 \\ r \cos \theta & -r \sin \theta & -1 \end{vmatrix} \end{aligned}$$

$$\vec{N} = \vec{e}_\phi \times \vec{e}_\theta = \hat{i}(-r \cos \theta) - \hat{j}(-r \sin \theta) + \hat{k}(r \cos^2 \theta - -r \sin^2 \theta) = \langle r \cos \theta, r \sin \theta, r \rangle$$

$$|\vec{N}| = \sqrt{r^2 \cos^2 \theta + r^2 \sin^2 \theta + r^2} = \sqrt{2} r$$

The surface area is

$$A = \int_0^{2\pi} \int_0^4 \sqrt{2} r dr d\theta = 2\pi\sqrt{2} \left[ \frac{r^2}{2} \right]_0^4 = 16\sqrt{2}\pi$$

Since  $z = 4 - r$ , the  $z$ -moment is

$$\begin{aligned} A_z &= \int_0^{2\pi} \int_0^4 (4 - r) \sqrt{2} r dr d\theta = 2\pi\sqrt{2} \int_0^4 (4r - r^2) dr \\ &= 2\pi\sqrt{2} \left[ 2r^2 - \frac{r^3}{3} \right]_0^4 = 2\pi\sqrt{2} \left( 32 - \frac{64}{3} \right) = \frac{64\sqrt{2}\pi}{3} \end{aligned}$$

So the  $z$ -component of the centroid is

$$\bar{z} = \frac{A_z}{A} = \frac{64\sqrt{2}\pi}{3} \frac{1}{16\sqrt{2}\pi} = \frac{4}{3}$$

7. Death star is basically a spherical shell with a hole cut out of one end, which we will take as centered at the south pole. In spherical coordinates, it fills the region between  $1 \leq \rho \leq 4$  and  $0 \leq \phi \leq \frac{2\pi}{3}$ . Find the volume.

- a.  $V = 21\pi$
- b.  $V = 63\pi$     Correct Choice
- c.  $V = 84\pi$
- d.  $V = 105\pi$
- e.  $V = 126\pi$

Solution:    The volume is

$$\begin{aligned}
 V &= \int_0^{2\pi} \int_0^{2\pi/3} \int_1^4 \rho^2 \sin \phi \, d\rho \, d\phi \, d\theta = 2\pi [-\cos \phi]_0^{2\pi/3} \left[ \frac{\rho^3}{3} \right]_1^4 \\
 &= 2\pi \left[ -\cos \frac{2\pi}{3} - -\cos 0 \right] \left[ \frac{4^3 - 1}{3} \right] = 2\pi \left( -\frac{1}{2} - -1 \right) 21 = 63\pi
 \end{aligned}$$

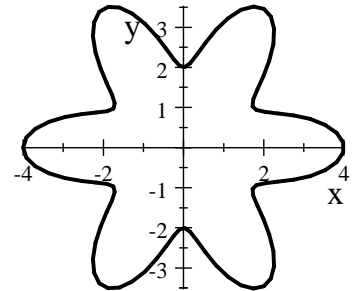
8. Compute  $\oint_{\partial R} \vec{\nabla} f \cdot d\vec{s}$  for  $f = ye^x$

counterclockwise around  
the polar curve

$$r = 3 + \cos(6\theta)$$

shown at the right.

Hint: Use a Theorem.



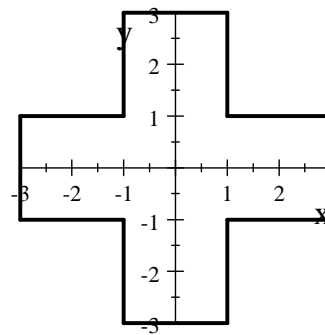
- a.  $6e^3$
- b.  $3e^6$
- c.  $6e^6 - 3e^3$
- d.  $3e^3 - 6e^6$
- e. 0    Correct Choice

Solution:    By the FTCC,  $\oint_{\partial R} \vec{\nabla} f \cdot d\vec{s} = f(B) - f(A) = 0$  because  $B = A$  no matter what point you start at.

9. Compute  $\oint_{\partial P} \vec{F} \cdot d\vec{s}$  for  $\vec{F} = (3x^3 + 5y, 7x - 4y^4)$

counterclockwise around the complete boundary of the plus sign shown at the right.

Hint: Use a Theorem.



- a. -40
- b. -20
- c. 20
- d. 40    Correct Choice
- e. 240

Solution:  $P = 3x^3 + 5y$      $Q = 7x - 4y^4$      $\partial_x Q - \partial_y P = 7 - 5 = 2$

By Green's Theorem,

$$\oint_{\partial R} \vec{F} \cdot d\vec{s} = \iint_R (\partial_x Q - \partial_y P) dx dy = \iint_R 2 dx dy = 2(\text{area}) = 2(20) = 40$$

10. Compute  $\iint_P \vec{\nabla} \times \vec{F} \cdot d\vec{S}$  over the paraboloid  $z = 4(x^2 + y^2)$  for  $z \leq 16$  oriented down and out for  $\vec{F} = (y\sqrt{z}, -x\sqrt{z}, \sqrt{z})$ .

Hint: Use a Theorem.

- a. 64
- b.  $32\pi$     Correct Choice
- c. 16
- d.  $8\pi$
- e. 4

Solution: By Stokes' Theorem,  $\iint_P \vec{\nabla} \times \vec{F} \cdot d\vec{S} = \oint_{\partial P} \vec{F} \cdot d\vec{s}$  oriented clockwise.

At the boundary,  $z = 4(x^2 + y^2) = 16$ . So the boundary is the circle of radius  $r = 2$  at height  $z = 16$ , parametrized by  $\vec{r}(\theta) = (2 \cos \theta, 2 \sin \theta, 16)$ . The vector field is  $\vec{F} = (8 \sin \theta, -8 \cos \theta, 4)$ .

The tangent vector is  $\vec{v} = (-2 \sin \theta, 2 \cos \theta, 0)$ . Reversed  $\vec{v} = (2 \sin \theta, -2 \cos \theta, 0)$ .

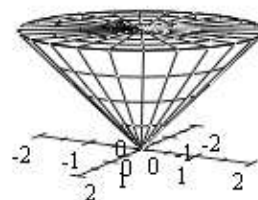
So  $\vec{F} \cdot \vec{v} = 16 \sin^2 \theta + 16 \cos^2 \theta = 16$ . And the integral is

$$\oint_{\partial P} \vec{F} \cdot d\vec{s} = \int_0^{2\pi} \vec{F} \cdot \vec{v} dt = \int_0^{2\pi} 16 dt = 32\pi$$

Work Out: (Points indicated. Part credit possible. Show all work.)

11. (30 points) Verify Gauss' Theorem  $\iiint_V \vec{\nabla} \cdot \vec{F} \, dV = \iint_{\partial V} \vec{F} \cdot d\vec{S}$

for the vector field  $\vec{F} = (x^3z, y^3z, (x^2 + y^2)^2)$  and the solid between the cone  $z = \sqrt{x^2 + y^2}$  and the plane  $z = 2$ .



Be careful with orientations. Use the following steps:

**Left Hand Side:**

a. Compute the divergence:

$$\vec{\nabla} \cdot \vec{F} = 3x^2z + 3y^2z = 3z(x^2 + y^2)$$

b. Express the divergence and the volume element in the appropriate coordinate system:

$$\vec{\nabla} \cdot \vec{F} = 3zr^2 \quad dV = r \, dr \, d\theta \, dz$$

c. Compute the left hand side:

$$\begin{aligned} \iiint_V \vec{\nabla} \cdot \vec{F} \, dV &= \int_0^2 \int_0^{2\pi} \int_0^z 3zr^2 \, r \, dr \, d\theta \, dz = 2\pi \int_0^2 \left[ 3z \frac{r^4}{4} \right]_{r=0}^z dz \\ &= \frac{3\pi}{2} \int_0^2 z^5 \, dz = \frac{3\pi}{2} \frac{z^6}{6} \Big|_0^2 = \frac{\pi}{4} 2^6 = 2^4\pi = 16\pi \end{aligned}$$

**Right Hand Side:**

The boundary surface consists of a cone  $C$  and a disk  $D$  with appropriate orientations.

d. Parametrize the disk  $D$ :

$$\vec{R}(r, \theta) = (r \cos \theta, r \sin \theta, 2)$$

e. Compute the tangent vectors:

$$\vec{e}_r = (\cos \theta, \sin \theta, 0)$$

$$\vec{e}_\theta = (-r \sin \theta, r \cos \theta, 0)$$

f. Compute the normal vector:

$$\vec{N} = \hat{i}(0) - \hat{j}(0) + \hat{k}(r \cos^2 \theta - -r \sin^2 \theta) = (0, 0, r)$$

This is correctly up.

g. Evaluate  $\vec{F} = (x^3z, y^3z, (x^2 + y^2)^2)$  on the disk:

$$\vec{F} \Big|_{\vec{R}(r, \theta)} = (2r^3 \cos^3 \theta, 2r^3 \sin^3 \theta, r^4)$$

h. Compute the dot product:

$$\vec{F} \cdot \vec{N} = r^5$$

i. Compute the flux through  $D$ :

$$\iint_D \vec{F} \cdot d\vec{S} = \int_0^{2\pi} \int_0^2 r^5 \, dr \, d\theta = 2\pi \left[ \frac{r^6}{6} \right]_0^2 = \frac{64}{3}\pi$$

The cone  $C$  may be parametrized by  $\vec{R}(r, \theta) = (r \cos \theta, r \sin \theta, r)$

j. Compute the tangent vectors:

$$\vec{e}_r = (\cos \theta, \sin \theta, 1)$$

$$\vec{e}_\theta = (-r \sin \theta, r \cos \theta, 0)$$

k. Compute the normal vector:

$$\vec{N} = \hat{i}(-r \cos \theta) - \hat{j}(-r \sin \theta) + \hat{k}(r \cos^2 \theta + r \sin^2 \theta)$$

$$= (-r \cos \theta, -r \sin \theta, r)$$

This is oriented up. Need down. Reverse:  $\vec{N} = (r \cos \theta, r \sin \theta, -r)$

l. Evaluate  $\vec{F} = (x^3 z, y^3 z, (x^2 + y^2)^2)$  on the cone:

$$\vec{F}|_{\vec{R}(r, \theta)} = (r^4 \cos^3 \theta, r^4 \sin^3 \theta, r^4)$$

m. Compute the dot product:

$$\vec{F} \cdot \vec{N} = r^5 \cos^4 \theta + r^5 \sin^4 \theta - r^5 = r^5 (\cos^4 \theta + \sin^4 \theta - 1)$$

n. Compute the flux through  $C$ :

Hints: Use these integrals as needed, without proof:

$$\int_0^{2\pi} \sin^2 \theta d\theta = \int_0^{2\pi} \cos^2 \theta d\theta = \pi \quad \int_0^{2\pi} \sin^4 \theta d\theta = \int_0^{2\pi} \cos^4 \theta d\theta = \frac{3}{4}\pi \quad \int_0^{2\pi} \sin^2 \theta \cos^2 \theta d\theta = \frac{1}{4}\pi$$

$$\begin{aligned} \iint_C \vec{F} \cdot d\vec{S} &= \int_0^{2\pi} \int_0^2 r^5 (\cos^4 \theta + \sin^4 \theta - 1) dr d\theta = \frac{r^6}{6} \Big|_0^2 \left( \int_0^{2\pi} \cos^4 \theta d\theta + \int_0^{2\pi} \sin^4 \theta d\theta - \int_0^{2\pi} 1 d\theta \right) \\ &= \frac{2^5}{3} \left( \frac{3}{4}\pi + \frac{3}{4}\pi - 2\pi \right) = -\frac{16}{3}\pi \end{aligned}$$

o. Compute the **TOTAL** right hand side:

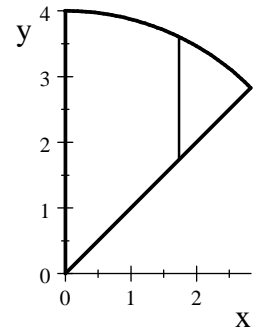
$$\iint_{\partial V} \vec{F} \cdot d\vec{S} = \iint_D \vec{F} \cdot d\vec{S} + \iint_C \vec{F} \cdot d\vec{S} = \frac{64}{3}\pi - \frac{16}{3}\pi = 16\pi \quad \text{which agrees with (c).}$$

12. (5 points) Sketch the region of integration for the integral

$$\int_0^{2\sqrt{2}} \int_x^{\sqrt{16-x^2}} e^{x^2+y^2} dy dx.$$

Shade in the region.

You computed its value in problem (4).



13. (20 points) A cardboard box needs to hold  $96 \text{ cm}^3$ . The cardboard for the vertical sides costs  $12\text{¢}$  per  $\text{cm}^2$  while the thicker bottom costs  $36\text{¢}$  per  $\text{cm}^2$ . There is no top. What are the length, width, height and cost of the box which costs the least?

Solution: The volume constraint is  $V = LWH = 96$ . The cost is  $C = 36LW + 12(2LH + 2WH) = 36LW + 24LH + 24WH$  which needs to be minimized.

Lagrange Multipliers:

$$\vec{\nabla} C = (36W + 24H, 36L + 24H, 24L + 24W) \quad \vec{\nabla} V = (WH, LH, LW) \quad \vec{\nabla} C = \lambda \vec{\nabla} V$$

$$\begin{aligned} 36W + 24H &= \lambda WH & 36LW + 24LH &= \lambda LWH \\ 36L + 24H &= \lambda LH & 36LW + 24WH &= \lambda LWH & 36LW + 24LH &= 36LW + 24WH \\ & & & & 24LH &= 24WH & L &= W \\ 24L + 24W &= \lambda LW & 24LH + 24WH &= \lambda LWH & 36LW + 24WH &= 24LH + 24WH \\ & & & & 36LW &= 24LH & 3W &= 2H \end{aligned}$$

$$LWH = WW \frac{3}{2} W = 96 \quad W^3 = 64 \quad W = 4 \quad L = 4 \quad H = 6$$

$$C = 36LW + 24LH + 24WH = 36 \cdot 4 \cdot 4 + 24 \cdot 4 \cdot 6 + 24 \cdot 4 \cdot 6 = 1728\text{¢}$$