

Name _____ ID _____

MATH 253 Exam 2 Spring 2007

Sections 501-503 Solutions P. Yasskin

1-8	/40	11	/15
9	/5	12	/15
10	/15	13	/15
Total			/105

Multiple Choice: (5 points each. No part credit.)

1. Find the equation of the line perpendicular to the graph of

$$xyz - x^2 - y^2 - z^2 = -8 \text{ at the point } (1, 2, 3).$$

Where does this line intersect the xz -plane?

- a. $(-7, 0, -5)$
- b. $(-7, 0, 11)$
- c. $(9, 0, -5)$ Correct Choice
- d. $(9, 0, 11)$
- e. $(5, 0, -1)$

Let $F = xyz - x^2 - y^2 - z^2$. Then $\vec{\nabla}F = \langle yz - 2x, xz - 2y, xy - 2z \rangle$.

Then the normal at $P = (1, 2, 3)$ is $\vec{N} = \vec{\nabla}F|_P = \langle 4, -1, -4 \rangle$.

This is also the tangent vector to the perpendicular line. So $\vec{v} = \langle 4, -1, -4 \rangle$.

So the perpendicular line is $X = P + t\vec{v} = (1, 2, 3) + t\langle 4, -1, -4 \rangle$ or

$$x = 1 + 4t \quad y = 2 - t \quad z = 3 - 4t$$

This intersects the xz -plane when $y = 0$ or $t = 2$.

So $x = 1 + 4t = 9$ and $z = 3 - 4t = -5$.

2. The point $(x, y) = (1, 2)$ is a critical point of the function $f(x, y) = (x^2 + y^2 - 4)^2 - 4x - 8y$.

Use the Second Derivative Test to classify it as a

- a. local maximum
- b. local minimum Correct Choice
- c. inflection point
- d. saddle point
- e. Test Fails

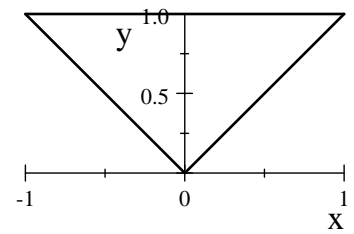
$$f_x = 2(x^2 + y^2 - 4)2x - 4 \quad f_y = 2(x^2 + y^2 - 4)2y - 8 \quad f_x(1, 2) = f_y(1, 2) = 0$$

$$f_{xx} = 2(2x)2x + 2(x^2 + y^2 - 4)2 \quad f_{yy} = 2(2y)2y + 2(x^2 + y^2 - 4)2 \quad f_{xy} = 2(2y)2x$$

$$f_{xx}(1, 2) = 8 + 4 = 12 > 0 \quad f_{yy}(1, 2) = 32 + 4 = 36 > 0 \quad f_{xy}(1, 2) = 16$$

$$D = f_{xx}f_{yy} - f_{xy}^2 = 12 \cdot 36 - 16^2 = 176 > 0 \quad \text{local minimum}$$

3. Find the center of mass of the triangle with vertices $(0,0)$, $(1,1)$ and $(-1,1)$ if the mass density is $\rho = y$.



- a. $(0, \frac{1}{3})$
- b. $(0, \frac{1}{2})$
- c. $(0, \frac{2}{3})$
- d. $(0, \frac{3}{4})$ Correct Choice
- e. $(0, \frac{4}{5})$

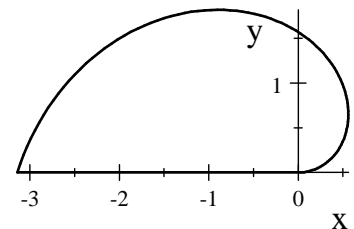
$\bar{x} = 0$ by symmetry, Use a y -integral. $0 \leq y \leq 1$ $x = -y$ $x = y$

$$M = \iint \rho dA = \int_0^1 \int_{-y}^y y dx dy = \int_0^1 [yx]_{x=-y}^y dy = 2 \int_0^1 y^2 dy = 2 \left[\frac{y^3}{3} \right]_{y=0}^1 = \frac{2}{3}$$

$$y\text{-mom} = M_x = \iint y \rho dA = \int_0^1 \int_{-y}^y y^2 dx dy = \int_0^1 [y^2 x]_{x=-y}^y dy = 2 \int_0^1 y^3 dy = 2 \left[\frac{y^4}{4} \right]_{y=0}^1 = \frac{1}{2}$$

$$\bar{y} = \frac{y\text{-mom}}{M} = \frac{M_x}{M} = \frac{\frac{1}{2}}{\frac{2}{3}} = \frac{3}{4}$$

4. Compute $\iint (x^2 + y^2) dA$ over the region bounded by the polar curve $r = \theta$ and the x -axis.



- a. $\frac{\pi^5}{20}$ Correct Choice
- b. $\frac{\pi^4}{16}$
- c. $\frac{\pi^4}{12}$
- d. $\frac{\pi^3}{9}$
- e. $\frac{\pi^3}{6}$

$$\int_0^\pi \int_0^\theta r^2 r dr d\theta = \int_0^\pi \left[\frac{r^4}{4} \right]_0^\theta d\theta = \frac{1}{4} \int_0^\pi \theta^4 d\theta = \frac{1}{4} \left[\frac{\theta^5}{5} \right]_0^\pi = \frac{\pi^5}{20}$$

5. Find the mass of the $1/8$ of the solid sphere $x^2 + y^2 + z^2 \leq 16$ in the first octant if the mass density is $\delta = z$.

- a. 64π
 b. 16π Correct Choice
 c. 8π
 d. 4π
 e. π

$$M = \iiint \delta dV = \iiint z dV = \int_0^{\pi/2} \int_0^{\pi/2} \int_0^4 \rho(\cos \varphi) \rho^2(\sin \varphi) d\rho d\varphi d\theta$$

$$= \int_0^{\pi/2} d\theta \int_0^{\pi/2} \cos \varphi \sin \varphi d\varphi \int_0^4 \rho^3 d\rho = \frac{\pi}{2} \left[\frac{\sin^2 \varphi}{2} \right]_{\varphi=0}^{\pi/2} \left[\frac{\rho^4}{4} \right]_{\rho=0}^4 = \frac{\pi}{2} \frac{1}{2} 4^3 = 16\pi$$

6. Find the volume of the solid between the cone $z = 2\sqrt{x^2 + y^2}$ and the paraboloid $z = 8 - x^2 - y^2$.
 HINT: Find the radius where the cone and paraboloid intersect.

- a. 30π
 b. $\frac{80\pi}{3}$
 c. $\frac{40\pi}{3}$ Correct Choice
 d. $\frac{20\pi}{3}$
 e. $\frac{10\pi}{3}$

$$z = 2r = 8 - r^2 \quad r^2 + 2r - 8 = 0 \quad (r - 2)(r + 4) = 0 \quad r = 2 \text{ since } r \geq 0.$$

$$V = \iiint 1 dV = \int_0^{2\pi} \int_0^2 \int_{2r}^{8-r^2} r dz dr d\theta = 2\pi \int_0^2 [rz]_{z=2r}^{8-r^2} dr = 2\pi \int_0^2 r(8 - r^2 - 2r) dr$$

$$= 2\pi \int_0^2 (8r - r^3 - 2r^2) dr = 2\pi \left[4r^2 - \frac{r^4}{4} - \frac{2r^3}{3} \right]_{r=0}^2 = 2\pi \left(16 - 4 - \frac{16}{3} \right) = \frac{40\pi}{3}$$

7. Compute $\iint_S \vec{F} \cdot d\vec{S}$ for the vector field $\vec{F} = (z, z, x + y)$ over the surface S which is parametrized by $\vec{R}(u, v) = (u + v, u - v, uv)$ for $0 \leq u \leq 2$ and $0 \leq v \leq 3$ and oriented along $\vec{N} = \vec{e}_u \times \vec{e}_v$.

- a. -60
 b. -12
 c. 0
 d. 12 Correct Choice
 e. 60

$$\vec{R}(u, v) = (u + v, u - v, uv) \quad \vec{e}_u = \begin{pmatrix} \hat{i} & \hat{j} & \hat{k} \\ 1 & 1 & v \end{pmatrix}$$

$$\vec{e}_v = \begin{pmatrix} 1 & -1 & u \end{pmatrix}$$

$$\vec{N} = \vec{e}_u \times \vec{e}_v = \hat{i}(u + v) - \hat{j}(u - v) + \hat{k}(-1 - 1) = (u + v, v - u, -2)$$

$$\vec{F} = (z, z, x + y) \quad \vec{F}(\vec{R}(u, v)) = (uv, uv, 2u) \quad \vec{F} \cdot \vec{N} = uv(u + v) + uv(v - u) + 2u(-2) = u(2v^2 - 4)$$

$$\iint_S \vec{F} \cdot d\vec{S} = \iint \vec{F}(\vec{R}(u, v)) \cdot \vec{N} du dv = \int_0^3 \int_0^2 u(2v^2 - 4) du dv = \left[\frac{u^2}{2} \right]_0^2 \left[\frac{2v^3}{3} - 4v \right]_0^3 = (2)(18 - 12) = 12$$

8. Compute $\iint_C \vec{F} \cdot d\vec{S}$ for the vector field $\vec{F} = (xz, yz, z^2)$ over the cylindrical surface $x^2 + y^2 = 9$ for $0 \leq z \leq 2$ oriented outward.
- 18π
 - $\frac{62}{3}\pi$
 - 21π
 - $\frac{124}{3}\pi$
 - 36π Correct Choice

$$\vec{R}(\theta, z) = (3 \cos \theta, 3 \sin \theta, z) \quad \begin{matrix} \hat{i} & \hat{j} & \hat{k} \\ \vec{e}_\theta = (-3 \sin \theta, 3 \cos \theta, 0) \\ \vec{e}_z = (0, 0, 1) \end{matrix}$$

$$\vec{N} = \vec{e}_\theta \times \vec{e}_z = \hat{i}(3 \cos \theta) - \hat{j}(-3 \sin \theta) + \hat{k}(0) = (3 \cos \theta, 3 \sin \theta, 0)$$

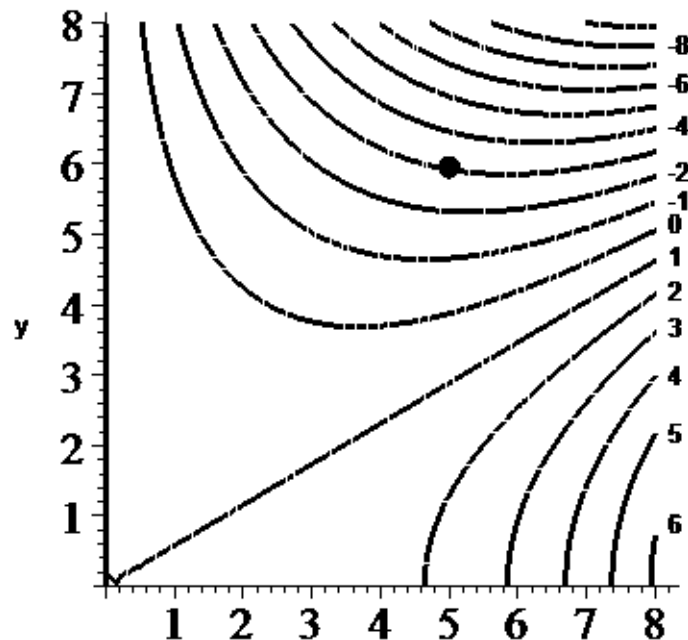
$$\vec{F} = (xz, yz, z^2) \quad \vec{F}(\vec{R}(\theta, z)) = (3z \cos \theta, 3z \sin \theta, z^2) \quad \vec{F} \cdot \vec{N} = 9z \cos^2 \theta + 9z \sin^2 \theta = 9z$$

$$\iint_C \vec{F} \cdot d\vec{S} = \iint \vec{F}(\vec{R}(\theta, z)) \cdot \vec{N} d\theta dz = \int_0^2 \int_0^{2\pi} 9z d\theta dz = 9(2\pi) \left[\frac{z^2}{2} \right]_0^2 = 36\pi$$

Work Out: (Points indicated. Part credit possible. Show all work.)

9. (5 points) At the right is the contour plot of a function $f(x, y)$. If you **start** at the dot at $(5, 6)$ and move so that your velocity is always in the direction of $\vec{\nabla}f$, the gradient of f , roughly sketch your path on the plot.

NOTE : The numbers on the right are the values of f on each level curve.



The curve starts at $(5, 6)$ goes down and curves to the right towards higher values of the function f , always perpendicular to each level curve. It should not go up.

10. (15 points) An aquarium in the shape of a rectangular solid has a base made of marble which costs 6 cents per square inch, a back and sides made of mirrored glass which costs 2 cents per square inch and a front made of clear glass which costs 1 cent per square inch. There is no top. If the volume of the aquarium is 9000 cubic inches, what are the dimensions of the cheapest such aquarium?

Let x be the length side to side, y be the width front to back, and z be the height.

The cost is $C = 6xy + 2(xz + 2yz) + 1xz = 6xy + 3xz + 4yz$

The volume constraint is $V = xyz = 9000$ which we solve for $z = \frac{9000}{xy}$

So the cost becomes $C = 6xy + \frac{27000}{y} + \frac{36000}{x}$

We want to minimize C . So we set the partials equal to zero:

$$C_x = 6y - \frac{36000}{x^2} = 0 \quad C_y = 6x - \frac{27000}{y^2} = 0$$

$$y = \frac{6000}{x^2} \quad x = \frac{27000}{6y^2} = \frac{4500}{\left(\frac{6000}{x^2}\right)^2} = \frac{4500x^4}{6000 \cdot 6000} = \frac{1}{8000}x^4$$

Cancel an x and solve for x then y and z :

$$1 = \frac{x^3}{8000}, \quad x = 20 \quad y = \frac{6000}{x^2} = \frac{6000}{400} = 15 \quad z = \frac{9000}{xy} = \frac{9000}{300} = 30$$

So the dimensions are: $x = 20 \quad y = 15 \quad z = 30$

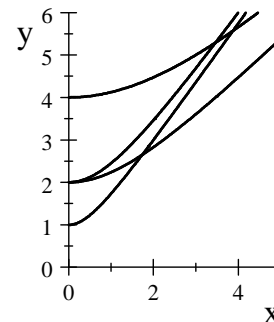
11. (15 points) Compute $\iint xy \, dA$ over the "diamond"

shaped region bounded by the curves

$$y^2 - x^2 = 4 \quad y^2 - x^2 = 16$$

$$y^2 - 2x^2 = 1 \quad y^2 - 2x^2 = 4$$

HINT: Let $u = y^2 - x^2$ and $v = y^2 - 2x^2$.



$$u - v = y^2 - x^2 - y^2 + 2x^2 = x^2 \quad 2u - v = 2y^2 - 2x^2 - y^2 + 2x^2 = y^2 \quad x = \sqrt{u - v} \quad y = \sqrt{2u - v}$$

$$J = \left| \frac{\partial(x,y)}{\partial(u,v)} \right| = \left| \begin{vmatrix} \frac{\partial x}{\partial u} & \frac{\partial y}{\partial u} \\ \frac{\partial x}{\partial v} & \frac{\partial y}{\partial v} \end{vmatrix} \right| = \left| \begin{vmatrix} \frac{1}{2\sqrt{u-v}} & \frac{2}{2\sqrt{2u-v}} \\ \frac{-1}{2\sqrt{u-v}} & \frac{-1}{2\sqrt{2u-v}} \end{vmatrix} \right|$$

$$= \left| \frac{1}{2\sqrt{u-v}} \frac{-1}{2\sqrt{2u-v}} - \frac{2}{2\sqrt{2u-v}} \frac{-1}{2\sqrt{u-v}} \right| = \frac{1}{4\sqrt{u-v}\sqrt{2u-v}}$$

$$xy = \sqrt{u-v}\sqrt{2u-v} \quad 4 \leq u \leq 16 \quad 1 \leq v \leq 4$$

$$\iint xy \, dA = \int_1^4 \int_4^{16} \sqrt{u-v}\sqrt{2u-v} \frac{1}{4\sqrt{u-v}\sqrt{2u-v}} \, du \, dv = \int_1^4 \int_4^{16} \frac{1}{4} \, du \, dv = \frac{1}{4}(16-4)(4-1) = 9$$

12. (15 points) Find the average temperature on the hemisphere surface $x^2 + y^2 + z^2 = 9$, with $z \geq 0$, if the temperature is $T = z$.

NOTE : The average of a function f is $f_{\text{ave}} = \frac{\iint f dS}{\iint dS}$. HINT: Parametrize the hemisphere.

$$\vec{R}(\varphi, \theta) = (3 \sin \varphi \cos \theta, 3 \sin \varphi \sin \theta, 3 \cos \varphi) \quad \begin{matrix} \hat{i} & \hat{j} & \hat{k} \\ \vec{e}_\varphi = (3 \cos \varphi \cos \theta, 3 \cos \varphi \sin \theta, -3 \sin \varphi) \\ \vec{e}_\theta = (-3 \sin \varphi \sin \theta, 3 \sin \varphi \cos \theta, 0) \end{matrix}$$

$$\vec{N} = \vec{e}_\varphi \times \vec{e}_\theta = \hat{i}(9 \sin^2 \varphi \cos \theta) - \hat{j}(-9 \sin^2 \varphi \sin \theta) + \hat{k}(9 \sin \varphi \cos \varphi \cos^2 \theta + 9 \sin \varphi \cos \varphi \sin^2 \theta) \\ = (9 \sin^2 \varphi \cos \theta, 9 \sin^2 \varphi \sin \theta, 9 \sin \varphi \cos \varphi)$$

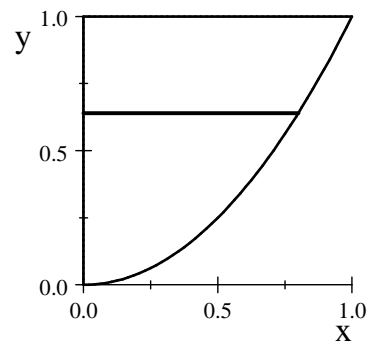
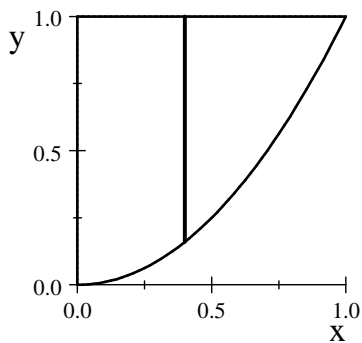
$$|\vec{N}| = \sqrt{81 \sin^4 \varphi \cos^2 \theta + 81 \sin^4 \varphi \sin^2 \theta + 81 \sin^2 \varphi \cos^2 \varphi} = 9 \sin \varphi$$

$$\iint dS = \int_0^{2\pi} \int_0^{\pi/2} |\vec{N}| d\varphi d\theta = \int_0^{2\pi} \int_0^{\pi/2} 9 \sin \varphi d\varphi d\theta = 18\pi \quad (\text{Area of hemisphere} = \frac{1}{2}(4\pi R^2).)$$

$$\iint T dS = \int_0^{2\pi} \int_0^{\pi/2} z |\vec{N}| d\varphi d\theta = \int_0^{2\pi} \int_0^{\pi/2} 3 \cos \varphi 9 \sin \varphi d\varphi d\theta = 27 \cdot 2\pi \left[\frac{\sin^2 \varphi}{2} \right]_{\varphi=0}^{\pi/2} = 27\pi$$

$$T_{\text{ave}} = \frac{\iint T dS}{\iint dS} = \frac{27\pi}{18\pi} = \frac{3}{2}$$

13. (15 points) Sketch the region of integration and then compute the integral $\int_0^1 \int_{x^2}^1 x^3 \cos(y^3) dy dx$.



Reverse the order of integration:

$$\int_0^1 \int_{x^2}^1 x^3 \cos(y^3) dy dx = \int_0^1 \int_0^{\sqrt{y}} x^3 \cos(y^3) dx dy = \int_0^1 \left[\frac{x^4}{4} \cos(y^3) \right]_{x=0}^{\sqrt{y}} dy = \int_0^1 \frac{y^2}{4} \cos(y^3) dy$$

Substitute: $u = y^3 \quad du = 3y^2 dy \quad y^2 dy = \frac{1}{3} du$

$$\int_0^1 \int_{x^2}^1 x^3 \cos(y^3) dy dx = \frac{1}{12} \int \cos(u) du = \frac{1}{12} \sin(u) = \frac{1}{12} \sin(y^3) \Big|_0^1 = \frac{1}{12} \sin 1$$