

Name _____ Section: _____

MATH 221 Final Exam, Version A Fall 2023

502,503 Solutions P. Yasskin

Multiple Choice: (5 points each. No part credit.)

1-12	/60	14	/10
13	/10	15	/24
		Total	/104

1. Consider the triangle with vertices $A = (2,4)$, $B = (1,1)$ and $C = (0,3)$.

Find the angle at B .

- a. 30°
- b. 45° Correct
- c. 60°
- d. 120°
- e. 135°

Solution: $\vec{BA} = A - B = (1,3)$ $\vec{BC} = C - B = (-1,2)$

$$|\vec{BA}| = \sqrt{1^2 + 3^2} = \sqrt{10} \quad |\vec{BC}| = \sqrt{1^2 + 2^2} = \sqrt{5} \quad \vec{BA} \cdot \vec{BC} = -1 + 6 = 5$$

$$\cos \theta = \frac{\vec{BA} \cdot \vec{BC}}{|\vec{BA}| |\vec{BC}|} = \frac{5}{\sqrt{5} \sqrt{10}} = \frac{1}{\sqrt{2}} \quad \theta = 45^\circ$$

2. Find the arc length of the curve $\vec{r}(t) = \langle e^t, 2t, 2e^{-t} \rangle$ between $(1,0,2)$ and $(e,2,2e^{-1})$.

Hint: Look for a perfect square.

- a. $e + 2e^{-1}$
- b. $e + 2e^{-1} - 3$
- c. $e - 2e^{-1}$
- d. $e - 2e^{-1} + 1$ Correct
- e. $e - 2e^{-1} - 1$

Solution: $\vec{v} = \langle e^t, 2, -2e^{-t} \rangle$ $|\vec{v}| = \sqrt{e^{2t} + 2 + 4e^{-2t}} = \sqrt{(e^t + 2e^{-t})^2} = e^t + 2e^{-t}$

$$L = \int ds = \int_0^1 |\vec{v}| dt = \int_0^1 (e^t + 2e^{-t}) dt = [e^t - 2e^{-t}]_0^1 = (e - 2e^{-1}) - (1 - 2) = e - 2e^{-1} + 1$$

3. Find the point where the lines $(x,y,z) = (3-t, 2+t, 2t)$ and $(x,y,z) = (-1+2t, 5-t, 3+t)$ intersect.
At this point $x+y+z =$
- $\frac{17}{2}$
 - 9 Correct
 - $\frac{25}{3}$
 - 11
 - They do not intersect.

Solution: Change the name of the parameter in the second equation: $(x,y,z) = (-1+2s, 5-s, 3+s)$

Equate x , y and z components: $3-t = -1+2s$, $2+t = 5-s$, $2t = 3+s$

Add the first 2 equations: $5 = 4+s$ So $s = 1$

Plug into the 2nd equation: $2+t = 5-1 = 4$ So $t = 2$

Check the 3rd equation is satisfied: $2t = 4$ and $3+s = 4$ OK

Plug $t = 2$ into 1st line: $(x,y,z) = (3-t, 2+t, 2t) = (1, 4, 4)$

Plug $s = 1$ into 2nd line: $(x,y,z) = (-1+2s, 5-s, 3+s) = (1, 4, 4)$ So $x+y+z = 9$

4. Find the equation of the plane tangent to the graph of $f(x,y) = x^2y + xy^2$ at the point $(2, 1)$.
Its z -intercept is
- 12 Correct
 - 6
 - 0
 - 6
 - 12

Solution: $f(x,y) = x^2y + xy^2$ $f_x(x,y) = 2xy + y^2$ $f_y(x,y) = x^2 + 2xy$
 $f(2,1) = 6$ $f_x(2,1) = 5$ $f_y(2,1) = 8$

$z = f(2,1) + f_x(2,1)(x-2) + f_y(2,1)(y-1) = 6 + 5(x-2) + 8(y-1)$

z -intercept = $6 - 10 - 8 = -12$

5. Find the plane tangent to the surface $x^2z^2 + y^4 = 5$ at the point $(2, 1, 1)$.
- $2x + y + z = 6$
 - $2x + y + z = 5$
 - $x + y + 2z = 5$ Correct
 - $x - y + 2z = 3$
 - $x - y + 2z = 6$

Solution: $f = x^2z^2 + y^4$ $P = (2, 1, 1)$ $\vec{\nabla}f = (2xz^2, 4y^3, 2x^2z)$ $\vec{N} = \vec{\nabla}f|_P = (4, 4, 8)$

$\vec{N} \cdot X = \vec{N} \cdot P$ $4x + 4y + 8z = 8 + 4 + 8 = 20$ $x + y + 2z = 5$

6. The dimensions of a closed rectangular box are measured as 70 cm, 50 cm and 40 cm with a possible error of 0.2 cm in each dimension. Use differentials to estimate the maximum error in the calculated surface area of the box.
- 8
 - 16
 - 32
 - 64
 - 128 Correct

Solution: $A = 2xy + 2xz + 2yz$

$$dA = \frac{\partial A}{\partial x} dx + \frac{\partial A}{\partial y} dy + \frac{\partial A}{\partial z} dz = 2(y+z) dx + 2(x+z) dy + 2(x+y) dz$$

$$dA = 2(90)(.2) + 2(110)(.2) + 2(120)(.2) = .4(320) = 128$$

7. Compute the line integral $\int -y dx + x dy$ **clockwise** around the semicircle $x^2 + y^2 = 9$ from $(-3,0)$ to $(3,0)$.
HINT: Parametrize the curve.
- -9π Correct
 - -3π
 - π
 - 3π
 - 9π

Solution: $\vec{r}(\theta) = (3 \cos \theta, 3 \sin \theta)$ $\vec{v} = (-3 \sin \theta, 3 \cos \theta)$

For clockwise, reverse $\vec{v} = (3 \sin \theta, -3 \cos \theta)$.

$$\vec{F} = (-y, x) = (-3 \sin \theta, 3 \cos \theta) \quad \vec{F} \cdot \vec{v} = -9 \sin^2 \theta - 9 \cos^2 \theta = -9$$

$$\int y dx - x dy = \int \vec{F} \cdot d\vec{s} = \int \vec{F} \cdot \vec{v} d\theta = \int_0^\pi -9 d\theta = -9\pi$$

8. Compute $\int \vec{F} \cdot d\vec{s}$ for $\vec{F} = (y, x)$ along the curve $\vec{r}(t) = (e^{\cos(t^2)}, e^{\sin(t^2)})$ for $0 \leq t \leq \sqrt{\pi}$.
HINT: Find a scalar potential.
- $e - \frac{1}{e}$
 - $\frac{1}{e} - e$ Correct
 - $\frac{2}{e}$
 - $2e$
 - 0

Solution:

$$\vec{F} = \vec{\nabla} f \quad \text{for } f = xy \quad A = \vec{r}(0) = (e^{\cos 0}, e^{\sin 0}) = (e, 1) \quad B = \vec{r}(\sqrt{\pi}) = (e^{\cos \pi}, e^{\sin \pi}) = (e^{-1}, 1)$$

$$\text{By the FTCC: } \int_A^B \vec{F} \cdot d\vec{s} = \int_A^B \vec{\nabla} f \cdot d\vec{s} = f(B) - f(A) = f(e^{-1}, 1) - f(e, 1) = (e^{-1} \cdot 1) - (e \cdot 1) = \frac{1}{e} - e$$

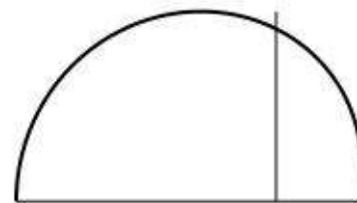
9. Compute $\oint_S \vec{F} \cdot d\vec{s}$ for $\vec{F} = (-xy^2 + x^3, x^2y - y^3)$ counterclockwise around the square $[0, 3] \times [0, 2]$.
Hint: Use a theorem.

- a. 6
- b. 12
- c. 16
- d. 24
- e. 36 Correct

Solution: We identify $P = -xy^2 + x^3$ and $Q = x^2y - y^3$. So $\partial_x Q - \partial_y P = 2xy - -2xy = 4xy$.

By Green's Theorem: $\int_{\partial S} \vec{F} \cdot d\vec{s} = \iint_S (\partial_x Q - \partial_y P) dx dy = \int_0^2 \int_0^3 4xy dx dy = [x^2]_0^3 [y^2]_0^2 = 36$

10. Find the mass of the region inside the upper half of the limaçon $r = 2 - \cos \theta$ if the surface density is $\delta = y$.



- a. $\frac{20}{3}$ Correct
- b. $\frac{15}{3}$
- c. $\frac{13}{3}$
- d. $\frac{10}{3}$
- e. $\frac{5}{3}$

Solution:

$$M = \iint \delta dA = \iint y dA = \int_0^\pi \int_0^{2-\cos\theta} r \sin\theta r dr d\theta = \int_0^\pi \left[\frac{r^3}{3} \right]_{r=0}^{2-\cos\theta} \sin\theta d\theta = \frac{1}{3} \int_0^\pi (2 - \cos\theta)^3 \sin\theta d\theta$$

$$u = 2 - \cos\theta \quad du = \sin\theta d\theta$$

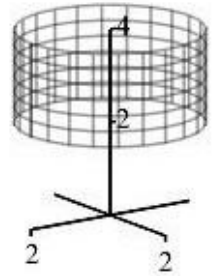
$$M = \frac{1}{3} \int_1^3 u^3 du = \left[\frac{u^4}{12} \right]_1^3 = \frac{81-1}{12} = \frac{20}{3}$$

11. Consider the vector field $\vec{F} = \vec{\nabla} \times \vec{G}$ where $\vec{G} = \langle x^2z, y^2z, x^3 + y^3 \rangle$.
In which quadrant is \vec{F} **always diverging**?

- a. I
- b. II
- c. III
- d. IV
- e. None of them Correct

Solution: Since $\vec{\nabla} \cdot \vec{\nabla} \times \vec{G} = 0$ for any \vec{G} , we know $\vec{\nabla} \cdot \vec{F} = 0$ everywhere. \vec{F} never diverges.

12. Consider the cylinder C given by $x^2 + y^2 = 4$
for $2 \leq z \leq 4$ with normal pointing outward.
Let T be the top circle and B be the bottom circle
both oriented counterclockwise as seen from above.



For a certain vector field \vec{F} we have:

$$\iint_C \vec{\nabla} \times \vec{F} \cdot d\vec{S} = 14 \quad \text{and} \quad \oint_B \vec{F} \cdot d\vec{s} = 3$$

Compute $\oint_T \vec{F} \cdot d\vec{s}$.

- a. 17
- b. 11
- c. 8
- d. -11 Correct
- e. -17

Solution: By Stokes' Theorem: $\iint_C \vec{\nabla} \times \vec{F} \cdot d\vec{S} = -\oint_T \vec{F} \cdot d\vec{s} + \oint_B \vec{F} \cdot d\vec{s}$

The minus sign reverses the orientation of T to point clockwise. Thus

$$\oint_T \vec{F} \cdot d\vec{s} = \oint_B \vec{F} \cdot d\vec{s} - \iint_C \vec{\nabla} \times \vec{F} \cdot d\vec{S} = 3 - 14 = -11$$

Work Out: (Points shown. Part credit possible. Show all work.)

13. (10 points) Find the dimensions and volume of the largest box which sits on the xy -plane and whose upper vertices are on the elliptic paraboloid $z + 2x^2 + 3y^2 = 12$.

You do not need to show it is a maximum.



Solution: We maximize $V = LWH = (2x)(2y)z = 4xyz$ subject to the constraint $g = z + 2x^2 + 3y^2 = 12$.

$$\vec{\nabla}V = (4yz, 4xz, 4xy) \quad \vec{\nabla}g = (4x, 6y, 1)$$

$$\vec{\nabla}V = \lambda \vec{\nabla}g \quad \Rightarrow \quad 4yz = \lambda 4x \quad 4xz = \lambda 6y \quad 4xy = \lambda$$

$$\lambda = 4xy \quad \Rightarrow \quad 4yz = 16x^2y \quad 4xz = 24xy^2$$

Since $V \neq 0$, we can assume $x \neq 0$ and $y \neq 0$ and $z \neq 0$.

$$\text{So } z = 4x^2 \quad z = 6y^2 \quad 2x^2 = 3y^2$$

$$\text{The constraint becomes: } 4x^2 + 2x^2 + 2x^2 = 12 \quad \text{or} \quad 8x^2 = 12$$

$$x = \sqrt{\frac{3}{2}} \quad y = \sqrt{\frac{2}{3}}x = 1 \quad z = 4x^2 = 6$$

$$\text{The dimensions are: } L = 2x = \sqrt{6} \quad W = 2y = 2 \quad H = z = 6$$

$$\text{The volume is: } V = LWH = \sqrt{6}(2)(6) = 12\sqrt{6}$$

14. (10 points) Find the mass and center of mass of the conical **surface** $z = \sqrt{x^2 + y^2}$ for $z \leq 2$ with density $\delta = x^2 + y^2$. The cone may be parametrize as $\vec{R}(r, \theta) = (r \cos \theta, r \sin \theta, r)$.

$$\hat{i} \quad \hat{j} \quad \hat{k}$$

$$\text{Solution: } \vec{e}_r = (\cos \theta, \sin \theta, 1)$$

$$\vec{e}_\theta = (-r \sin \theta, r \cos \theta, 0)$$

$$\vec{N} = \vec{e}_\theta \times \vec{e}_z = \hat{i}(-r \cos \theta) - \hat{j}(r \sin \theta) + \hat{k}(r \cos^2 \theta + r \sin^2 \theta) = (-r \cos \theta, -r \sin \theta, r)$$

$$|\vec{N}| = \sqrt{r^2 \cos^2 \theta + r^2 \sin^2 \theta + r^2} = r\sqrt{2} \quad \delta = r^2$$

$$M = \iint \delta dS = \iint r^2 |\vec{N}| dr d\theta = \int_0^{2\pi} \int_0^2 r^3 \sqrt{2} dr d\theta = 2\pi \sqrt{2} \left[\frac{r^4}{4} \right]_0^2 = 8\pi \sqrt{2}$$

$\bar{x} = \bar{y} = 0$ by symmetry.

$$z\text{-mom} = M_z = \iint z \delta dS = \iint r^3 |\vec{N}| dr d\theta = \int_0^{2\pi} \int_0^2 r^4 \sqrt{2} dr d\theta = 2\pi \sqrt{2} \left[\frac{r^5}{5} \right]_0^2 = \frac{64\pi \sqrt{2}}{5}$$

$$\bar{z} = \frac{M_z}{M} = \frac{64\pi \sqrt{2}}{5} \frac{1}{8\pi \sqrt{2}} = \frac{8}{5}$$

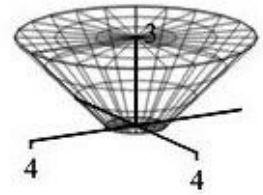
15. (24 points) Verify Gauss' Theorem

$$\iiint_V \vec{\nabla} \cdot \vec{F} dV = \iint_{\partial V} \vec{F} \cdot d\vec{S}$$

for the vector field $\vec{F} = \langle x, y, 2z \rangle$ and the solid bowl filled with water bounded by the surfaces

$$z = 0 \quad \text{and} \quad z = 3 \quad \text{and} \quad r = z + 1.$$

Be sure to check orientations. Use the following steps:



Left Hand Side:

- a. Compute the divergence of \vec{F} :

Solution: $\vec{\nabla} \cdot \vec{F} = 1 + 1 + 2 = 4$

- b. Compute the left hand side: (Be careful with the bounds on r and z .)

Solution:
$$\iiint_V \vec{\nabla} \cdot \vec{F} dV = \int_0^{2\pi} \int_0^3 \int_0^{z+1} 4r dr dz d\theta = 2\pi \int_0^3 [2r^2]_{r=0}^{z+1} dz = 4\pi \int_0^3 (z+1)^2 dz$$

$$= 4\pi \left[\frac{(z+1)^3}{3} \right]_0^3 = 4\pi \left(\frac{64}{3} - \frac{1}{3} \right) = 84\pi$$

Right Hand Side: The boundary surface consists of two disks and the side surface.

Side Surface S :

The sides may be parametrized by $\vec{R}(r, \theta) = (r \cos \theta, r \sin \theta, r - 1)$

- c. Compute the normal vector and check its orientation:

Solution:

$$\vec{e}_r = (\hat{i} \cos \theta, \hat{j} \sin \theta, \hat{k})$$

$$\vec{e}_\theta = (-r \sin \theta, r \cos \theta, 0)$$

$$\vec{N} = \hat{i}(-r \cos \theta) - \hat{j}(-r \sin \theta) + \hat{k}(r \cos^2 \theta - r \sin^2 \theta) = \langle -r \cos \theta, -r \sin \theta, r \rangle$$

This is up and in. We need down and out. So we reverse it: $\vec{N} = \langle r \cos \theta, r \sin \theta, -r \rangle$

- d. Evaluate $\vec{F} = \langle x, y, 2z \rangle$ on the sides:

Solution: $\vec{F}|_{\vec{R}(r, \theta)} = \langle r \cos \theta, r \sin \theta, 2r - 2 \rangle$

- e. Compute their dot product:

Solution: $\vec{F} \cdot \vec{N} = r^2 \cos^2 \theta + r^2 \sin^2 \theta - r(2r - 2) = r^2 - 2r^2 + 2r = -r^2 + 2r$

- f. Compute the flux through S : (Be careful with the bounds on r .)

Solution:
$$\iint_S \vec{F} \cdot d\vec{S} = \int_0^{2\pi} \int_1^4 \vec{F} \cdot \vec{N} dr d\theta = \int_0^{2\pi} \int_1^4 (-r^2 + 2r) dr d\theta$$

$$= 2\pi \left[-\frac{r^3}{3} + r^2 \right]_1^4 = 2\pi \left(-\frac{64}{3} + 16 + \frac{1}{3} - 1 \right) = 2\pi(-21 + 16 - 1) = -12\pi$$

(continued)

Top Disk T :

- g. Parametrize the top disk T . (Start from cylindrical coordinates.)

Solution: $\vec{R}(r, \theta) = (r \cos \theta, r \sin \theta, 3)$

- h. Compute the normal vector and check its orientation:

Solution: $\hat{i} \quad \hat{j} \quad \hat{k} \quad \vec{N} = \langle 0, 0, r \rangle$ This points up as required.

$$\vec{e}_r = (\cos \theta, \sin \theta, 0)$$

$$\vec{e}_\theta = (-r \sin \theta, r \cos \theta, 0)$$

- i. Evaluate $\vec{F} = \langle x, y, 2z \rangle$ on the top disk:

Solution: $\vec{F}|_{\vec{R}(r, \theta)} = \langle r \cos \theta, r \sin \theta, 6 \rangle$

- j. Compute the flux through T : (Be careful with the bounds on r .)

Solution: $\iint_T \vec{F} \cdot d\vec{S} = \int_0^{2\pi} \int_0^4 \vec{F} \cdot \vec{N} dr d\theta = \int_0^{2\pi} \int_0^4 6r dr d\theta = 2\pi [3r^2]_0^4 = 96\pi$

Bottom Disk B :

- k. Parametrize the bottom disk B . (Start from cylindrical coordinates.)

Solution: $\vec{R}(r, \theta) = (r \cos \theta, r \sin \theta, 0)$

- l. Compute the normal vector and check its orientation:

Solution: $\hat{i} \quad \hat{j} \quad \hat{k} \quad \vec{N} = \langle 0, 0, r \rangle$ Backwards. Reverse: $\vec{N} = \langle 0, 0, -r \rangle$

$$\vec{e}_r = (\cos \theta, \sin \theta, 0)$$

$$\vec{e}_\theta = (-r \sin \theta, r \cos \theta, 0)$$

- m. Evaluate $\vec{F} = \langle x, y, 2z \rangle$ on the bottom disk:

Solution: $\vec{F}|_{\vec{R}(r, \theta)} = \langle r \cos \theta, r \sin \theta, 0 \rangle$

- n. Compute the flux through B : (Be careful with the bounds on r .)

Solution: $\iint_B \vec{F} \cdot d\vec{S} = \int_0^{2\pi} \int_0^1 \vec{F} \cdot \vec{N} dr d\theta = 0$

- o. Compute the **TOTAL** right hand side:

Solution: $\iint_{\partial V} \vec{F} \cdot d\vec{S} = \iint_T \vec{F} \cdot d\vec{S} + \iint_B \vec{F} \cdot d\vec{S} + \iint_S \vec{F} \cdot d\vec{S} = 96\pi + 0 - 12\pi = 84\pi$

which agrees with (b).